

Brighten up your autumn landscape with these easy seasonal containers.



clip & keep containers

Green with Envy

There's no better way to welcome fall than with a natural, earth-toned container display. In this arrangement, buttery yellow and gold hues steal the show against various shades of green.


Why it works: All the plants in this container have either a mounding or trailing habit, which give it a full overall appearance.

Planter size: 30-in. planter

Growing conditions: Full sun

Shopping list:

- A** Golden variegated sweet flag (1)
- B** Catlins Giant bugleweed (2)
- C** Butterfly Marguerite daisy (2)
- D** Goldilocks creeping Jenny (3)
- E** Super Snow lysimachia (2)



For more information on the plants pictured here, visit "Links" at BackyardLivingmagazine.com.

Fall's Finest

If it's vibrant fall color and ease of care you seek, look no further than this low-maintenance combination. Deadheading is not necessary with colorful Superbells®, and the colors last all season long.

Why it works: Superbells are low-maintenance all-stars and fill out the container with beautiful fall hues, while the sedge adds texture and height to the display.



Timeless Beauty

This combination is packed with color and texture in just a little container. Since the plants have a mounded habit, it's the container that adds drama to a small space.

Why it works: Garnet Brocade™ sedum blooms from August to October and has attractive seed heads up until winter. Plus, the hummingbirds and butterflies won't be able to stay away!



COURTESY OF PROVEN WINNERS®—WWW.PROVENWINNERS.COM

Spring Revisited

Consisting of only three kinds of plants that all look great into the fall, this container combination is easy to put together, yet provides color all season long.

Why it works: The daisy variety blooms all season, starting in spring and lasting through fall. The sedge adds height and elegance, while the mounding habits of the coralbells and daisies fill in the rest.



Care-Free Coleus

"This was my first attempt at container gardening," says Katherine Buch of Waterford Works, New Jersey. "I love this combination because it completely brightens my deck."

Why it works: Coleus is a classic, no-fail plant for container gardening. Katherine chose to use three different varieties with darker colors to accentuate the white lobelia and soften the overall appearance.




Timeless Beauty

Planter size: 12-in. pot

Growing conditions: Full sun

Shopping list:

- A Ogon golden variegated sweet flag (2)
- B Apricot Punch Superbells® (2)
- C Angelina sedum (2)
- D Garnet Brocade™ stonecrop (2)



backyard
LIVING

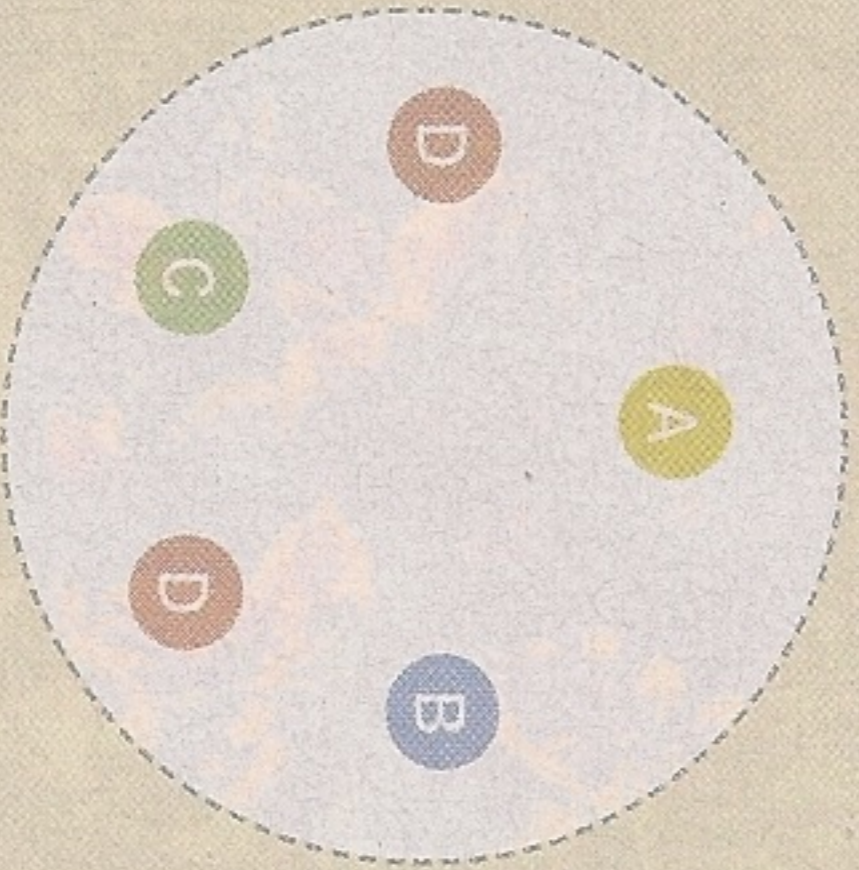
Care-Free Coleus

Planter size: 13-in.-diameter planter

Growing conditions: Full sun

Shopping list:

- A Ruffles coleus (1)
- B Dipt in Wine coleus (1)
- C Splash coleus (1)
- D White lobelia (2)



backyard
LIVING


Fall's Finest

Planter size: 14-in.-diameter urn

Growing conditions: Full sun

Shopping list:

- A Dreamside Superbells® (4)
- B Red Superbells® (4)
- C Toffee Twist sedge (2)



backyard
LIVING

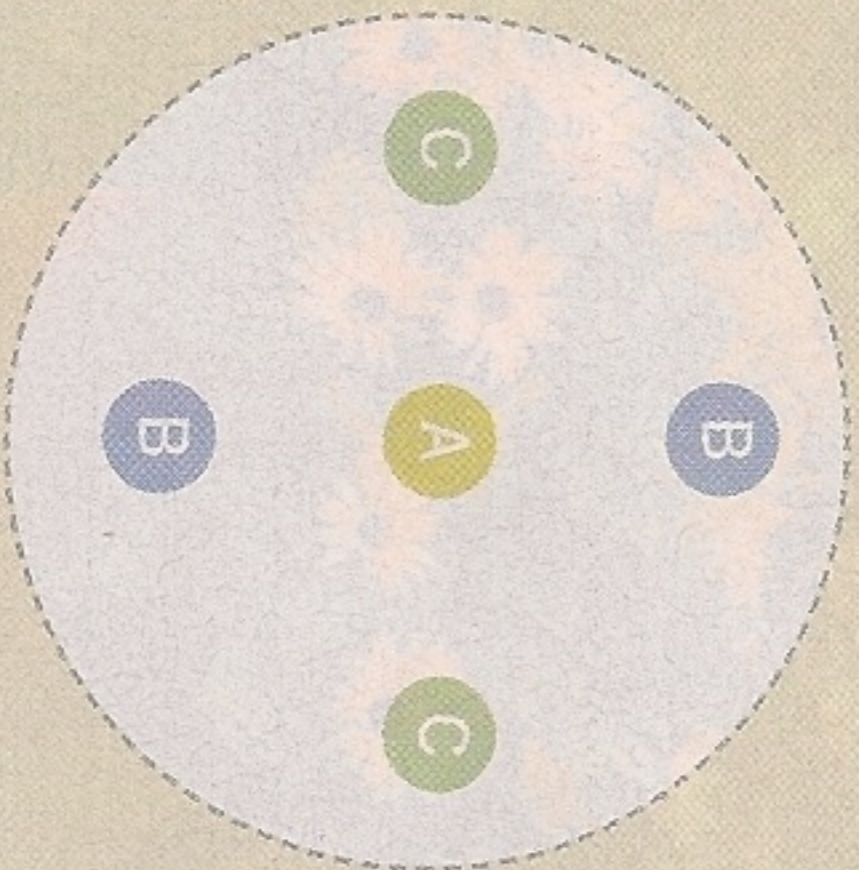
Spring Revisited

Planter size: 12-in.-diameter pot

Growing conditions: Full sun

Shopping list:

- A Carmen Bronze sedge (1)
- B Dolce® Key Lime Pie coralbells (2)
- C Melon Symphony Osteospermum (2)



backyard
LIVING