

Proven Winners® Annual Collection



*Superbells
Cherry Star
Calibrachoa hybrid*

ARTIST® *Ageratum* hybrids

LANDSCAPE   8-12"

These bountiful bloomers are sturdy, compact, and very heavily branched growers that have outstanding heat tolerance and add masses of brilliant color to beds and containers.



Top Seller

Top Seller

ARTIST® Blue *Ageratum* hybrid ^{'Aganotis'} USPP15289 Can2050

ARTIST® Purple
Ageratum hybrid ^{'Agmonotis'} USPP15301 Can2049

ARTIST® Blue Violet
Ageratum hybrid ^{'Agbic'} USPP17721

Growing Tips for ARTIST®

- Requires high light in production.
- Requires early growth regulator.
- Needs 200 ppm fertilizer for optimal growth.

Additional Culture Information for ARTIST®

pH/EC:	5.8 - 6.2 / .6 - .9
Rooting Out Temperature:	65-72°
Growing Temperature:	65-72°
Holding Temperature:	50-60°
Water Requirements:	Moderate to Moist
Planting and Timing:	Early Spring through Summer Finish. Standard Plants Per Pot.
Finish Times in Weeks:	For 4-5", 4-6; for 6"/gallon, 5-7; for 8", 7-9; for 10-12", 10-12
Spring Outdoor Finish:	Last to go outside

Notes:

Pinching is not recommended. A light Sumagic® spray (2-5 ppm) or B-9 (2500-5000) has been shown to be effective on Ageratum. Growth can also be controlled using holding temperature. Winter flowering occurs in Sunbelt states.

AWARD WINNERS

ARTIST® Ageratum

79 Awards

Including: Excellent Rating, Disney; Best of the Best, University of Georgia; Best of Species, Penn State; Top Pick, Dallas Arboretum; Top Performer, Kansas State University

How We Help You Boost Sales

Smart Plant Tags

We've added **Quick Response Codes** to our plant tags, so that customers can use their smart phones to get more information on Proven Winners plants. All they have to do is scan the code and they'll be able to view consumer ratings, growing tips, design ideas, and awards for that particular plant so they can validate their buying decisions while in your garden center. And thousands of them are taking advantage of this technology, with more than 19,000 codes scanned last season. To be sure these codes are visible to the consumer, make sure you use branded containers and tag locks, so the codes don't get buried directly in the soil.



Take Action:

Make sure you or your wholesale grower does not bury the code in the soil – but instead utilizes the tag locator slot – keeping the QR code visible on the retail bench.

ANGELFACE® Angelonia hybrids



Angelface varieties are prized as vertical accent plants everywhere. Undoubtedly the finest Angelonia on the market, Angelface varieties are semi-upright with a good branching habit, have extra large, brilliantly colored blooms, and thrive in hot, humid conditions. These beauties make the perfect summer gallons.

Growing Tips for ANGELFACE®

- Requires high light in production.
- Needs 150-200 ppm fertilizer for optimal growth.
- Warm and slightly dry conditions after transplanting speeds root-in and growth.
- Blue is more compact and 1-2 weeks earlier to flower than others in the series.

Additional Culture Information for ANGELFACE®

pH/EC:	5.8 - 6.2 / .6 - .9
Rooting Out Temperature:	65-72°
Growing Temperature:	70-75°
Holding Temperature:	60-65°
Water Requirements:	Moderate to Moist
Planting and Timing:	Late Spring through Summer Finish. Standard Plants Per Pot.
Finish Times in Weeks:	For 4-5", 5-7; for 6"/gallon, 7-8; for 8", 7-9; for 10-12", 10-14
Spring Outdoor Finish:	Do not finish outside

Notes:

Pinch 6" or larger pots at transplant for large plugs, 2 weeks after transplant for smaller pots. Florel® causes tip burn and distorted growth. Sumagic® is effective (2-5 ppm), but other growth regulators can delay flowering.


AWARD WINNERS

ANGELFACE® Angelonia

54 Awards
Including: Superior Rating, Disney; Top Performer, Ohio State; Excellent Rating, Boerner Botanical Garden, Milwaukee, Wisconsin; Best of the Best, University of Georgia; Best Varieties, Penn State

Compatible to grow with in upright containers:

Diamond Frost® Illusion®



ANGELFACE® Pink
Angelonia hybrid Angelskin® US99AF Can/P99AF



ANGELFACE® Dark Violet
Angelonia hybrid Andropogon® US99AF Can/P99AF



ANGELFACE® Dresden Blue
Angelonia hybrid ^{Arnsky USPP17155 Can2283}

ANGELFACE® Wedgwood Blue
Angelonia hybrid ^{Arnsky USPP19396}

Top Seller



Top Seller

ANGELFACE® White
Angelonia hybrid ^{Arnsky USPP19396}



Top 50
P. Allen Smith
Platinum Collection

ANGELFACE® Blue
Angelonia hybrid ^{Arnsky USPP22390 CanP89AF}

SLIGHTLY STRAWBERRY™

Anisodonteia hybrid



This drought-tolerant annual shrub features deep pink Hibiscus-like flowers and silver green foliage. A vigorous grower, Slightly Strawberry likes even moisture but doesn't need lots of fertilizer. Blooms best in cool nights. Great in the landscape or as a centerpiece in mixed containers.



Growing Tips for SLIGHTLY STRAWBERRY™

- Requires high light for production.
- Prefers cool night temperatures.
- Pinch twice. First at liner planting and then 4-5 weeks later.

Additional Culture Information for SLIGHTLY STRAWBERRY™

pH/EC:	6 - 6.5/6 - .9
Rooting Out Temperature:	65-72°
Growing Temperature:	65-72°
Holding Temperature:	40-50° outdoors
Water Requirements:	Moderate to Moist
Planting and Timing:	Early Spring through Summer Finish. 1 liner per 6" pot; 1-3 liners per 8-10" pot.
Finish Time in Weeks:	For 4-5", 4-6; for 6"/Gallon, 6-8; for 8", 7-9; for 10-12", 10-12
Spring Outdoor Finish:	Do not finish outside

Notes:

Watch for aphids, whiteflies, and spider mites.

AWARD WINNER

SLIGHTLY STRAWBERRY *Anisodonteia*

Excellent Rating, University Laval



SLIGHTLY STRAWBERRY™ *Anisodonteia hybrid* "Nuaniani" USPP21393

Attention Southern Growers...

Slightly Strawberry blooms best in regions of the country with cool nights. As a result, this plant will stop flowering in the summer in those areas of the southern U.S. where high humidity keeps night temperatures high. For best results, grow the plant in frost-free areas during the cooler months of the year when nature works to help prolong flowering.

BUTTERFLY and MOLIMBA®

Argyranthemum frutescens



Our Marguerites continue to set the standard for bloom production, heat tolerance, and versatility.

Growing Tips for Argyranthemum

- Requires high light in production.
- Needs 200 ppm fertilizer for optimal growth.
- Low light, tight spacing, and wet foliage will lead to disease.
- Prior to mid-March, a pinch may be beneficial on 4-5" pots. After mid-March, a pinch should not be necessary on 4-5".
- Transplant Argyranthemum liners first, then water in quickly after transplant.

Additional Culture Information for Argyranthemum

pH/EC:	5.8 - 6.2 / .6 - .9
Rooting Out Temperature:	65-72°
Growing Temperature:	60-65°
Holding Temperature:	40-50° outdoors
Water Requirements:	Moderate to Moist
Planting and Timing:	Spring through Summer Finish. Standard Plants Per Pot.
Finish Times in Weeks:	For 4-5", 5-7; for 6"/gallon, 7-8; for 8", 7-9; for 10-12", 10-14
Spring Outdoor Finish:	First to go outside

Notes:

Single plant 6" and gallons and all 8" and larger should be pinched once plants are actively growing. 5-10 ppm Sumagic® spray or a 1-3 ppm Bonzi® drench will help control growth. Winter flowering occurs in the Sunbelt states when grown under long days.

AWARD WINNER

BUTTERFLY *Argyranthemum*

25 Awards
Including: Excellent Rating, Massachusetts Horticultural Society; Best of Species, Penn State; Top Performer, Oklahoma State; Top Ten, Michigan State

AWARD WINNER

MOLIMBA® Helio White *Argyranthemum*

26 Awards
Including: Top Performer, Michigan State; Leader of the Pack, North Carolina State



Top 50

Butterfly *Argyranthemum frutescens*

VANILLA BUTTERFLY®
Argyranthemum frutescens *Starvan™ USPP14642 Can2148

Top Seller

MOLIMBA® Pink
Argyranthemum frutescens Argymis® USPP19857

MOLIMBA® Helio White
Argyranthemum frutescens Argymis® USPP14413 Can2052

GOLDSLOCKS ROCKS®

Bidens hybrid



Constant summer flowering in a semi-double bloom makes Goldilocks Rocks spectacular, and its compact, trailing habit creates exceptional hanging baskets and combos. Excellent for small pot production but will reach a good size for consumers.

Peter's Gold Carpet

Bidens ferulifolia



Masses of large, sweetly scented flowers the color of antique gold make Peter's Gold Carpet a 24-karat choice for beds, hanging baskets, and combos.



Top 50
P. Allen Smith
Platinum Collection

Peter's Gold Carpet
Bidens ferulifolia Goldtoppick® USPP12880 Can1709

GOLDSLOCKS ROCKS® *Bidens hybrid* BID 715 USPP22271 CanP8RAF

Compatible to grow with:

Supertunia® Superbena® New Wonder®



Growing Tips for Bidens

- Requires high light in production.
- Needs 150-200 ppm fertilizer for optimal growth.
- Goldilocks Rocks is much more compact than Peter's Gold Carpet.

Additional Culture Information for Bidens

pH/EC:	5.5 - 6.2 / .6 - .9
Rooting Out Temperature:	65-72°
Growing Temperature:	55-65°
Holding Temperature:	40-50° outdoors
Water Requirements:	Moderate to Moist
Planting and Timing:	Early Spring through Fall Finish. Standard Plants Per Pot.
Finish Times in Weeks:	For 4-5", 4-6; for 6"/gallon, 5-7; for 8", 7-9; for 10-12", 10-12
Spring Outdoor Finish:	Second to go outside

Notes:

For pots 6" and smaller, pinch at transplanting only. For hanging baskets and pots larger than 6," soft pinch at planting and trim around pot just prior to hanging. B-9 (5000 ppm) or Sumagic® (5-10 ppm) are effective on Peter's Gold Carpet. B-9 (2500 ppm) and Sumagic® (5 ppm) should be effective on Goldilocks Rocks.

SUNDAZE®

Bracteantha bracteata



The finest Strawflower series of all time, compact Sundaze varieties bloom early and are covered with flowers all season. Incredibly sun and heat tolerant.

Growing Tips for Sundaze®

- Requires high light in production.
- Needs no more than 150 ppm fertilizer for optimal growth.
- Run this plant lean and dry for best results.
- Water on flowers will prevent flower expansion, so water early in the morning at retail to allow flowers to open for morning sales.

Additional Culture Information for Sundaze®

pH/EC:	5.5 - 6.2 / < .6
Rooting Out Temperature:	65-72°
Growing Temperature:	55-65°
Holding Temperature:	40-50° outdoors
Water Requirements:	Dry to Moderate
Planting and Timing:	Early Spring through Fall Finish. Standard Plants Per Pot.
Finish Times in Weeks:	For 4-5", 4-6; for 6"/gallon, 5-7; for 8", 7-9; for 10-12", 10-12
Spring Outdoor Finish:	Last to go outside

Notes:

No pinching needed for small pots; larger pots may need to be pinched. Sumagic® at 5-10 ppm is effective. Cool temperatures, high light, dry soil, and low feed will effectively control growth. Downy Mildew can be a problem, so preventative sprays are recommended. Increased air circulation and watering in the morning will also help control mildew. Winter flowering occurs in Sunbelt states.

AWARD WINNER

SUNDAZE® Bracteantha

16 Awards

Including: Best of Breed, North Carolina State; Consumer Preferred Variety, Ohio State



SUNDAZE® Flame
Bracteantha bracteata ^{Floralife} USPP18950 Car2531

SUNDAZE® GOLDEN BEAUTY®
Bracteantha bracteata ^{Floralife} USPP19328 Car2297

SUPERBELLS® Calibrachoa hybrids



SUPERBELLS® Lemon Slice *Calibrachoa hybrid*

The unique color pattern of Lemon Slice has never been seen in a Calibrachoa, and it is sure to capture gardeners' attention and imagination for spring 2013 and many seasons to come. With the same superior performance and disease resistance of other Superbells®, this beauty has a mounding habit that is most similar to Dreamsicle. Great in Grande™ containers, hanging baskets, or combos with other medium-vigor varieties. New this year.



P. Allen Smith
Platinum Collection

NEW

SUPERBELLS® Lemon Slice
Calibrachoa hybrid USDA/ARS/USDA/ARS/USDA/ARS

SUPERBELLS® Cherry Star *Calibrachoa hybrid*

When you have a truly unique plant that looks beautiful and has exceptional performance, it will fly off the retail bench. That was the case with Cherry Star, which last year was the top-selling Superbells® in its first year of introduction. Its popularity is sure to continue to grow this year, along with Lemon Slice, another Superbells plant with breakthrough genetics and an introduction for 2013.



SUPERBELLS® Cherry Star
Calibrachoa hybrid USCAL91001 USPAF CalPBR/AF



SUPERBELLS® Calibrachoa hybrids



Superbells' superb color, heat tolerance, disease resistance, and large blooms make this series a star performer. With growth habits that range from the small and compact to the cascading, Superbells create endless possibilities in the landscape and in containers as you can see in the many combinations shown here.

Growing Tips for SUPERBELLS®

- Preventive fungicides are recommended at transplant.
- Requires high light in production.
- Needs 200 ppm fertilizer for optimal growth.
- Keep pH between 5.5 and 5.8.
- Yellow tips are often an indicator of high pH.
- Blue has a tendency to stretch under low light conditions.
- Red and Cherry Red are very responsive to PGRs, so lower rates should be used.
- Cold is a good natural growth regulator.
- Blue, Scarlet, Tequila Sunrise, Peach, and Dreamsicle have upright growth habits in lower light early production and may require extra pinching and PGR.

Additional Culture Information for SUPERBELLS®


pH/EC:	5.5 - 5.8 / .6 -.9
Rooting Out Temperature:	65-72°
Growing Temperature:	55-65°
Holding Temperature:	40-50° outdoors
Water Requirements:	Moderate to Moist
Planting and Timing:	Early Spring through Fall Finish. Standard Plants Per Pot.
Finish Times in Weeks:	For 4-5", 4-6; for 6"/gallon, 5-7; for 8", 7-9; for 10-12", 10-12
Spring Outdoor Finish:	Second to go outside

Notes:

For pots 6" and smaller, pinch at transplanting only. For hanging baskets and pots larger than 6", soft pinch at planting and trim around pot just prior to hanging. 5-10 ppm Sumagic® or a B-9/Cycocel (2500/750) tank mix is effective. Use 500 ppm Florel® on baskets and larger pots to promote branching. Calibrachoa are sensitive to pythium, phytophthora, and thelaviopsis, but Superbells have higher levels of tolerance to these diseases. Proper pH and good sanitation practices help alleviate problems. Increased air circulation, proper water management, and good soil porosity are also critical. Scout regularly for aphids, especially in baskets.

Compatible to grow with:

Supertunia® Superbena® Sweet Caroline



Summer Splash

GOLDILOCKS ROCKS® *Bidens hybrid*
SUPERBELLS® Cherry Star *Calibrachoa hybrid*
SUPERBELLS® Yellow Chiffon *Calibrachoa hybrid*



Eternally Graped

SUPERBELLS® Grape Punch *Calibrachoa hybrid*
Sweet Caroline Raven *Ipomoea batatas*



Purple Pizazz

SUPERBELLS® Grape Punch *Calibrachoa* hybrid
 SUPERBELLS® Miss Lilac *Calibrachoa* hybrid
 DIAMOND FROST® *Euphorbia* hybrid



Let's Tango

SUPERBELLS® Dreamsicle *Calibrachoa* hybrid
 SUPERBELLS® Grape Punch *Calibrachoa* hybrid
 SUPERBELLS® Yellow *Calibrachoa* hybrid



All Aglow

SUPERBELLS® Sweet Tart *Calibrachoa* hybrid
 Sweet Caroline Light Green *Ipomoea batatas*



SUPERBELLS® Tequila Sunrise *Calibrachoa* hybrid



Regal Knight

SUPERBELLS® Blackberry Punch *Calibrachoa* hybrid
SUPERBELLS® Trailing Lilac Mist *Calibrachoa* hybrid
FROSTY KNIGHT™ *Lobularia* hybrid



Barcelona Sun

SUPERBELLS® Lemon Slice *Calibrachoa* hybrid
SUPERBELLS® White *Calibrachoa* hybrid
Sweet Caroline Light Green *Ipomoea* hybrid



Very Cherry

SUPERBELLS® Cherry Blossom *Calibrachoa* hybrid
SUPERBELLS® Pink *Calibrachoa* hybrid



Raspberry Lemonade

SUPERBELLS® Cherry Star *Calibrachoa* hybrid
SUNSATIA® Lemon *Nemesia* hybrid

Ever wonder what the top-selling Superbells are?

Here's the entire list in order by liner sales across all US propagators.

- Superbells® Cherry Star – #1 Proven Winners sales introduction of All-Time
- Superbells® Yellow
- Superbells® Yellow Chiffon
- Superbells® Dreamsicle
- Superbells® Red
- Superbells® Grape Punch
- Superbells® Coralberry Punch
- Superbells® Pink
- Superbells® Blue
- Superbells® Blackberry Punch
- Superbells® Plum
- Superbells® Sweet Tart
- Superbells® White
- Superbells® Tequila Sunrise
- Superbells® Saffron
- Superbells® Miss Lilac
- Superbells® Cherry Red
- Superbells® Apricot Punch
- Superbells® Cherry Blossom
- Superbells® Scarlet
- Superbells® Trailing Blue
- Superbells® Tickled Pink
- Superbells® Lavender
- Superbells® Trailing Rose
- Superbells® Peach
- Superbells® Trailing White
- Superbells® Trailing Lilac Mist

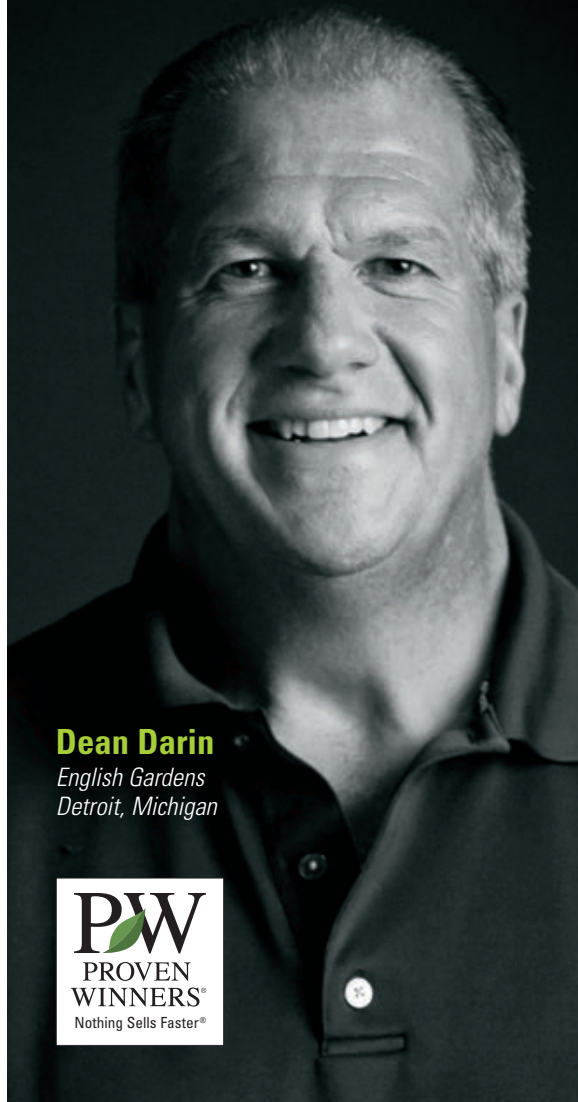


Why I Believe in Proven Winners ...

"The STORE-WITHIN-A-STORE concept increased Proven Winners sales tenfold."

"These plants make our CUSTOMERS SUCCESSFUL."

"We had GREAT PR from our first PINK DAY event."



Dean Darin
English Gardens
Detroit, Michigan



To read more from Dean and others, visit www.provenwinners.com/lbelieve.

SUPERBELLS® Calibrachoa hybrids



SUPERBELLS® Apricot Punch
Calibrachoa hybrid ^{USCAL14138} USPP15943 Can3634



Top 50

SUPERBELLS® Blue
Calibrachoa hybrid ^{USCAL1151} USPP14874 Can1931



SUPERBELLS® Cherry Blossom
Calibrachoa hybrid ^{USCAL121} USPP18421 Can3629



SUPERBELLS® Cherry Red
Calibrachoa hybrid ^{USCAL117} USPP15701 Can2205



Top 50

SUPERBELLS® Cherry Star
Calibrachoa hybrid ^{USCAL91001} USPPAF CanPBRAF



Top 50

SUPERBELLS® Dreamsicle
Calibrachoa hybrid ^{USCAL1117} USPP14902 Can3632



P. Allen Smith
Platinum Collection

NEW

SUPERBELLS® Lemon Slice
Calibrachoa hybrid ^{USCAL87502} USPPAF CanPBRAF



SUPERBELLS® Miss Lilac
Calibrachoa hybrid ^{USCAL87502} USPPAF CanPBRAF



SUPERBELLS® Peach
Calibrachoa hybrid ^{USCAL6711M} USPP17678 Can2670



Top 50

SUPERBELLS® Pink
Calibrachoa hybrid ^{USCAL111} USPP14868 Can1927



Top 50

SUPERBELLS® Plum
Calibrachoa hybrid ^{USCAL113-8} USPP17679 Can2669



Top 50

P. Allen Smith
Platinum Collection

SUPERBELLS® Red
Calibrachoa hybrid ^{USCAL125} USPP14847 Can1928



Top 50

SUPERBELLS® Saffron
Calibrachoa hybrid ^{USCAL1134} USPP19493 Can3633



SUPERBELLS® Scarlet
Calibrachoa hybrid ^{USCAL1112} USPP19753 CanPBRAF



Top 50

SUPERBELLS® Sweet Tart
Calibrachoa hybrid ^{USCAL2002} USPPAF CanPBRAF



Top 50

SUPERBELLS® Tequila Sunrise
Calibrachoa hybrid ^{USCAL8202} USPPAF CanPBRAF



SUPERBELLS® Tickled Pink
Calibrachoa hybrid ^{USCAL02231} ^{USPP18432} Can3301



SUPERBELLS® Yellow
Calibrachoa hybrid ^{USCAL33002} ^{USPP21,660} CanPB9AF

Top 50



SUPERBELLS® Yellow Chiffon
Calibrachoa hybrid ^{USCAL14021} ^{USPP19480} Can3631

Top 50
P. Allen Smith
Platinum Collection



SUPERBELLS® White
Calibrachoa hybrid ^{USCAL39802} ^{USPP19734} Can3630

Top 50

Reduce pH in Hanging Baskets

Generally in cold, cloudy weather you want a Cal-Mag blend of fertilizer with high nitrate nitrogen, as this grows a better plant in winter conditions. Use a high ammonium nitrogen fertilizer to slowly lower media pH, but there is a catch. Under winter's low light and temperature conditions, high ammonium fertilizers can cause ammonium toxicity and cause the crop to grow too fast (meaning more PGRs will be required). Quick changes in pH usually cause additional problems. Other ways to reduce pH are to add more acid to your fertilizer injector and increase the overall acidity, but use care as you can also cause precipitation of some of the fertilizer elements if not handled properly.

Easiest Superbells to Grow

Propagators recommend the following Superbells varieties as easiest to grow in a 4.25 container:

- Apricot Punch
- Cherry Blossom
- Coralberry Punch
- Peach
- Pink
- Red
- Sweet Tart
- White

Superbells Timing Chart

There is a 6-week variance from earliest-flowering to latest-flowering varieties.

Early-Flowering Varieties

- Superbells® Apricot Punch
- Superbells® Grape Punch
- Superbells® Cherry Star
- Superbells® Dreamsicle
- Superbells® Miss Lilac
- Superbells® Scarlet
- Superbells® Sweet Tart
- Superbells® Saffron

Mid-Flowering Varieties

- Superbells® Peach
- Superbells® Trailing Lilac Mist
- Superbells® Lemon Slice – NEW
- Superbells® Yellow
- Superbells® Blue
- Superbells® White
- Superbells® Pink
- Superbells® Tequila Sunrise
- Superbells® Trailing Light Blue
- Superbells® Trailing White
- Superbells® Cherry Blossom
- Superbells® Plum
- Superbells® Yellow Chiffon

Later-Flowering Varieties

- Superbells® Blackberry Punch
- Superbells® Cherry Red
- Superbells® Coral
- Superbells® Coralberry Punch
- Superbells® Trailing Plum
- Superbells® Trailing Blue
- Superbells® Trailing Rose
- Superbells® Red

Contact your propagator to discuss options using “programmed liners” to shorten flowering times.

AWARD WINNER

SUPERBELLS® *Calibrachoa*

201 Awards

Including: Excellent Rating, Disney; Superior Rating, Penn State; Best of the Best, University of Georgia; Best Calibrachoa, Colorado State; Leader of the Pack, North Carolina State

SUPERBELLS® Punch Calibrachoa hybrids



SUPERBELLS® Blackberry Punch
Calibrachoa hybrid

SUPERBELLS® Grape Punch
Calibrachoa hybrid *** USPPAF Can/PBRAF


SUPERBELLS® Coralberry Punch
Calibrachoa hybrid

Compatible to grow with:

Supertunia®

Superbena®

Sweet Caroline



How We Help You Boost Sales

Top-selling, Consumer-rated Plants

Consumers are increasingly making buying decisions based on reviews from other consumers. We have a rating mechanism on the Proven Winners website that allows gardeners to weigh in on their favorites. We've received more than 6,000 ratings, and we pass along that information to growers and retailers so that you know what gardeners are thinking.

The scale used is:

1	2	3	4	5
Unsatisfied – will not grow again	Performed below expectations	Satisfactory performance – met my expectations, but not outstanding	Above average – among my favorites and I'd recommend to others	Outstanding. My favorite plant.

Graceful Grasses® King Tut® <i>Cyperus papyrus</i>	4.7
Supertunia® Vista Bubblegum <i>Petunia hybrid</i>	4.6
'Limelight' <i>Hydrangea paniculata</i>	4.6
Angelface® Blue <i>Angelonia angustifolia hybrid</i>	4.6
Senorita Rosalita® <i>Cleome hybrid</i>	4.5
Supertunia® Bordeaux <i>Petunia hybrid</i>	4.5
Charmed® Wine <i>Oxalis regnelli</i>	4.5
Diamond Frost® <i>Euphorbia hybrid</i>	4.4
Graceful Grasses® <i>Pennisetum setaceum</i> 'Rubrum'	4.4
Luscious® Citrus Blend™ <i>Lantana camara</i>	4.4
Butterfly <i>Argyranthemum frutescens</i>	4.4
Supertunia® Raspberry Blast <i>Petunia hybrid</i>	4.3
Snow Princess® <i>Lobularia hybrid</i>	4.3
Superbells® Dreamsicle <i>Calibrachoa hybrid</i>	4.3
Quick Fire® <i>Hydrangea paniculata</i>	4.3
Superbells® Red <i>Calibrachoa hybrid</i>	4.2
Black Lace™ <i>Sambucus nigra</i>	4.2
Snowstorm® Giant Snowflake® <i>Sutera cordata</i>	4.2
Pinky Winky™ <i>Hydrangea paniculata</i>	4.1
Supertunia® Royal Velvet <i>Petunia hybrid</i>	4.0
My Monet® <i>Weigela florida</i>	4.0
Lo & Behold® 'Blue Chip' <i>Buddleia hybrid</i>	3.9
Supertunia® Pretty Much Picasso® <i>Petunia hybrid</i>	3.9
Supertunia® Vista Silverberry <i>Petunia hybrid</i>	3.9
Coppertina™ <i>Physocarpus opulifoliosus</i>	3.6
Wine & Roses® <i>Weigela florida</i>	3.6



SUPERBELLS® Blackberry Punch
Calibrachoa hybrid US CAL 68604F USPPAF Can/PBR/AF



SUPERBELLS® Coralberry Punch
Calibrachoa hybrid US CAL 68501F USPPAF Can/PBR/AF



SUPERBELLS® Grape Punch
Calibrachoa hybrid US CAL 68104F USPPAF Can/PBR/AF

No Calibrachoa has the visual impact of our Superbells Punch varieties. The velvet black eye adds an element of tapestry and drama to the bloom and gets the attention of consumers. The Punch series has the same extraordinary performance and growth habit of all Superbells with a truly unique color.

SUPERBELLS® Trailing Calibrachoa hybrids



SUPERBELLS® Trailing Blue
Calibrachoa hybrid Caltrabl® USPPAF Can2302



SUPERBELLS® Trailing Lilac Mist
Calibrachoa hybrid KLECA08165 USPPAF CanP89AF



SUPERBELLS® Trailing Rose
Calibrachoa hybrid Caltra® Can2303



SUPERBELLS® Trailing White
Calibrachoa hybrid KLECA07108 USPP19475

Bright, Trailing Blooms

All Superbells plants will quickly and easily fill up a garden, but this collection of trailing beauties not only fill it up but fill it out too, with cascades of vibrant and unique bloom colors.



SUPERBELLS® Trailing Lilac Mist
Calibrachoa hybrid

SUPERBELLS® Trailing Rose
Calibrachoa hybrid

FLAMBE® *Chrysocephalum apiculatum*



The unique blooms of this plant are truly enchanting, with small sprays of tiny spherical flower heads that appear in clusters in the spring and summer. An exceptionally adaptable plant, this sun lover has a spreading habit and is drought tolerant and easy to grow.

Growing Tips for FLAMBE®

- Requires high light in production.
- Needs 150-200 ppm fertilizer for optimal growth.
- Pinch once, two weeks after liner planting.
May be cut back if desired.
- B-9 at 2500 ppm can help to control stretch under low light.

Additional Culture Information for FLAMBE®

pH/EC: 6.0 - 6.5 / .6 - .9

Rooting Out Temperature: 65-72°

Growing Temperature: 65-72°

Holding Temperature: 50-60° outdoors

Water Requirements: Dry to Moderate

Planting and Timing: Spring through Fall Finish.
Standard Plants Per Pot.

Finish Times in Weeks: For 4-5", 5-6; for 6"/gallon, 6-8; for 8", 8-10; for 10-12", 10-12

Spring Outdoor Finish: Do not finish outside

Notes:

Watch for aphids, leaf miners, and white flies. Can be susceptible to crown and stem rots if grown in cool, damp conditions. Maintain good air movement.

AWARD WINNER

FLAMBE® *Chrysocephalum*

65 Awards

Including: Excellent Rating, Massachusetts Horticultural Society; Excellent Rating, Boerner Botanical Garden, Milwaukee, Wisconsin; Best of Breed, North Carolina State



Top Seller


FLAMBE® Yellow
Chrysocephalum apiculatum "Torchyell" USPP19175 Can3280

Compatible to grow with:

Superbells®

Diamond Frost®

New Wonder®



SPIRIT™ *Cleome hassleriana*



SPIRIT™ Appleblossom *Cleome hassleriana* with SUPERTUNIA® Vista Bubblegum *Petunia hybrid*, ANGLEFACE® White *Angelonia hybrid*, and COLORBLAZE® Dipt in Wine *Solenostemon scutellarioides*

This series offers a variety of colors in a traditional *Cleome*, also called a Spider Flower. The leaves have a silvery cast, and the delicate, feathery flowers add grace to the space. It is an outstanding series for garden performance with fantastic color from spring all through summer. A wonderful landscape plant in dry conditions.

Growing Tips for SPIRIT™

- Needs 300 ppm fertilizer for optimal growth.
- Take care not to overwater.
- Pinch once, two weeks after liner planting. A second pinch may be necessary for large containers.
- PGRs should not be necessary.
- Spirit, Señorita Rosalita, and Señorita Blanca should NOT have oedema problems.

Additional Culture Information for SPIRIT™

pH/EC:	5.8 - 6.2 / 1.0 - 2.0
Rooting Out Temperature:	65-72°
Growing Temperature:	65-72°
Holding Temperature:	50-60° outdoors
Water Requirements:	Dry to Moderate
Planting and Timing:	Mid-Spring through Summer Finish. Standard Plants Per Pot.
Finish Times in Weeks:	For 4-5", 5-6; for 6"/gallon, 6-8; for 8", 8-10; for 10-12", 10-12
Spring Outdoor Finish:	Do not finish outside

AWARD WINNERS

SPIRIT™ *Cleome*

33 Awards
Including: Leader of the Pack, North Carolina State; Gardeners Choice, National Arboretum; Top Performer, Michigan State

Cleome Comparison

Variety or Series	Deadheading Needed?	Flower Color	Flower Size	Foliage	Stems	Seed/Sterile	Foliage Odor	Stickiness	Oedema Resistant?	Plant Height
Señorita Rosalita® and Señorita Blanca™	No	Deep lavender pink White with pale lavender blush	Medium	Rich green, medium size	Thornless	Sterile	Scentless	Clean foliage	Yes	24-48"
Spirit™ series	Yes	White, pink, lavender, purple, deep pink	Large	Light green, large	Thorned	Seed produced	Odor	Sticky foliage	Yes	24-48"

Señorita Rosalita® and Señorita Blanca™ Advantages:

Lush green foliage, ever-blooming with great heat and humidity tolerance as well as improved tolerance of cooler conditions.

Spirit™ Advantages:

Huge masses of spider-like blooms, great for spring and early summer flowering. Very statuesque in the garden.



SPIRIT™ Appleblossom *Cleome hassleriana* Robopripi/ USPP15970



SPIRIT™ Frost *Cleome hassleriana* Robopripi/ USPP15994



SPIRIT™ Violeta *Cleome hassleriana* Robopripi/ USPP15993

How We Help You Boost Sales

Branded Containers

Proven Winners tags definitely catch the consumer's eye, but the very best way to make the most sales of Proven Winners plants is to use our branded container. Independent research from StandPoint Market Research proves it. Visit our website for the full results of this important study.

Good:

Proven Winners plants in unbranded containers



Better:

Proven Winners container with tag



Best:

Proven Winners in branded containers with POP

Take Action:

Today's gardener is looking for more ideas and validation that they are purchasing the right items. POP and packaging can greatly aid in these efforts. Be sure to order your materials 2 months prior to the season.

NEW

SEÑORITA BLANCA™ and SEÑORITA ROSALITA®

Cleome hybrids



SEÑORITA BLANCA™ *Cleome hybrid* ¹INCLESNABL¹ USPPAF CanPBRAF

Señorita Blanca has the same exceptional habit and performance of its cousin, Señorita Rosalita®, but with lovely white blooms with a pale lavender blush. A great landscape performer, this beauty has excellent heat and humidity tolerance and flowers all season from last frost to first frost. A sterile variety, so no seed set and no cycling out of flower. Best in 1.0 Royale™, 14" uprights, and larger containers. New this year.

SEÑORITA ROSALITA® *Cleome hybrid* ¹Inncleors¹ USPP19733 Can3290

Lavish dark green foliage creates a dramatic backdrop for the vivid pink blooms. Señorita Rosalita distinguishes itself with its dark foliage and large flowers. Plus, it has minimal oedema issues and is a vigorous grower. It has a strong upright habit and flowers from the ground up, overgrowing old flower spikes. This variety requires high fertility to keep foliage at its darkest. Best grown in 1.0 GL Royale™ and planted in the landscape.

Growing Tips for SEÑORITA ROSALITA® and SEÑORITA BLANCA™

- Needs 300 ppm fertilizer for optimal growth.
- Take care not to overwater.
- Pinch once, two weeks after liner planting. A second pinch may be necessary for large containers.
- PGRs should not be necessary.
- These varieties should NOT have oedema problems.

Additional Culture Information for SEÑORITA ROSALITA® and SEÑORITA BLANCA™

pH/EC:	5.8 - 6.2 / 1.0 - 2.0
Rooting Out Temperature:	65-72°
Growing Temperature:	65-72°
Holding Temperature:	50-60° outdoors
Water Requirements:	Dry to Moderate
Planting and Timing:	Mid-Spring through Summer Finish. Standard Plants Per Pot.
Finish Times in Weeks:	For 4-5", 5-6; for 6"/gallon, 6-8; for 8", 8-10; for 10-12", 10-12
Spring Outdoor Finish:	Do not finish outside



SEÑORITA ROSALITA® *Cleome hybrid*



SEÑORITA BLANCA™ *Cleome hybrid*



SEÑORITA BLANCA™ and SEÑORITA ROSALITA® *Cleome* hybrids planted together.



SEÑORITA BLANCA™ *Cleome* hybrid



SEÑORITA ROSALITA® *Cleome* hybrid

Top Seller
P. Allen Smith
Platinum Collection

Growers need to choose a Proven Package when ordering Señorita Rosalita or Señorita Blanca.

When you order Señorita Rosalita or Señorita Blanca liners, you must order the white Proven Winners branded container for each plant in one of the available sizes or when ordering Señorita Rosalita, you can choose a Señorita Rosalita specific, 4-color 1.0 GL Royale container for each plant.

Orders for liners placed without orders for containers will not ship. Visit www.provenwinners.com for more information.

AWARD WINNER

SEÑORITA ROSALITA® *Cleome*

72 Awards

Including: Excellent Rating, Boerner Botanical Garden, Milwaukee, Wisconsin; Outstanding Rating, Disney Trials; Top Performer, Colorado State



Proven Package Sizes:
4.50 Classic™, 4.25 Grande™,
or 1.0 GL Royale™



Señorita Rosalita specific
1.0 GL Royale container