

# Annual Collection

ANNUAL COLLECTION



# ARTIST® Blue *Ageratum*

LANDSCAPE    20-30cm (8-12")   Vigor: 2

One of our best-selling Grande™ crops! This robust *Ageratum* maintains its picture-perfect good looks in containers over an extended selling period. Its compact, densely branched, mounded foliage becomes completely covered in periwinkle blue flowers, helping it shine in both containers and landscapes. It is attractive to pollinating bees, butterflies and hummingbirds as it blooms all season without deadheading. This *Ageratum* exhibits outstanding heat tolerance, flowering well through the summer heat.

### Growing Tips for ARTIST®

- Requires high light in production.
- Requires early growth regulator.
- 200 ppm fertilizer for optimal growth.
- In growing group BB (see page 129).\*

**Notes:** Pinching is not recommended. A light Sumagic® spray (2-5 ppm) or B-9 (2500-5000) has been shown to be effective on *Ageratum*. Growth can also be controlled using holding temperature. Winter flowering occurs in Sunbelt states.

### AWARD WINNER – ARTIST® *Ageratum*

85 Awards including: Excellent Rating, Disney; Best of the Best, University of Georgia; Best of Species, Penn State; Top Pick, Dallas Arboretum; Top Performer, Kansas State University



ARTIST® Blue  
*Ageratum* <sup>Agsantis</sup> USPP15289 Can2050



### Revelry

ARTIST® Blue *Ageratum* <sup>Agsantis</sup> USPP15289 Can2050  
SUPERBELLS® Cherry Red *Calibrachoa* <sup>USCAL23101</sup> USPP27010 Can5318  
SUPERBENA® WHITEOUT™ *Verbena* <sup>RIKA1832M3</sup> USPP30897 Can6301

# BUTTERFLY *Argyranthemum frutescens*

LANDSCAPE    46-91cm (18-36") Vigor: 3

Marguerite Daisies are some of the most well-known and loved flowers among gardeners. Our Butterfly line shines in container recipes and landscapes as these plants are well-matched for timing and size, taking the guesswork out of the equation for growers, retailers and landscapers. These heat tolerant cultivars bloom with clearer, brighter flowers that don't require deadheading for continuous bloom.

### AWARD WINNERS – BUTTERFLY *Argyranthemum*

104 Awards including: Perfect Score, Jardin Daniel A. Seguin; Top Performer, University of Guelph; Excellent Rating, University Laval; Perfect Score, Oregon State University

### Growing Tips for BUTTERFLY

- Requires high light in production.
- 200 ppm fertilizer for optimal growth.
- Low light, tight spacing, and wet foliage will lead to disease.
- Transplant *Argyranthemum* liners first, then water in quickly after transplant.
- In growing group AB (see page 129).\*

**Notes:** No pinch needed for 4-5" pots planted after mid-March. When planted prior to mid-March a pinch will be beneficial. Single plants in 6" and gallons as well as all 8" and larger containers should be pinched 1-2 weeks after transplant. 5-10 ppm Sumagic® spray or a 1-3 ppm Bonzi® drench will help control growth. Winter flowering occurs in the Sunbelt states when grown under long days.



GOLDEN BUTTERFLY®  
*Argyranthemum*  
*frutescens* <sup>G15101</sup> USPP30615 Can6079



PURE WHITE BUTTERFLY®  
*Argyranthemum*  
*frutescens* <sup>G14420</sup> USPP29027 Can5769

**ANNUAL VIGOR KEY** – 1 to 4, with 1 representing the slower, smaller growers and 4 representing the quickest, largest growers. For combinations, choose varieties with the same vigor rating to ensure success.

\* First letter is Growing Temperature, second letter is pH.

# ANGELFACE® *Angelonia angustifolia*



Angelface Angelonia is a classic thriller for containers and adds verticality to garden beds. Growers and gardeners alike appreciate that their showy flower spikes don't require deadheading for continuous bloom. This is a sun, heat and humidity-loving plant that is stunning when offered in 1-gallon or larger containers on retail endcaps from early summer to fall.

Angelface Super varieties were bred to be bigger, bolder accent plants for planting en masse in landscapes. They mature to over three feet tall and become covered in flowers from top to bottom. Deer tend to pass them by because of their fragrant foliage.

### AWARD WINNERS – ANGELFACE® *Angelonia*

253 Awards including: Superior Rating, Disney; Top Performer, Ohio State; Excellent Rating, Boerner Botanical Garden, Milwaukee, Wisconsin; Best of the Best, University of Georgia; Best Varieties, Penn State; Top Pick, Cornell University

### Growing Tips for ANGELFACE®

- Requires high light in production.
- 150-200 ppm fertilizer for optimal growth.
- Warm and slightly dry conditions after transplanting speeds root-in and growth.
- Remember all Angelonia prefer warm production temperatures and it may be best to bring shipments in mid-spring.
- Scout regularly for aphids which can be problematic.
- In growing group CB (see page 129).

**Notes:** Pinch 6" or larger containers at transplant for large plugs, 2 weeks after transplant for smaller containers. Florel® causes tip burn and distorted growth. Sumagic® is effective (2-5 ppm), but other growth regulators can delay flowering.



ANGELFACE® Super Blue  
*Angelonia* <sup>ANSUBLU021</sup> USPPAF Can/PBR/AF  
76-102cm (30-40")

ANGELFACE® Super White  
*Angelonia* <sup>Ansawht</sup> USPP29490 Can/5/768  
76-102cm (30-40")


ANGELFACE® White  
*Angelonia* <sup>Anwhitdm</sup> USPP19866  
46-61cm (18-24")

ANGELFACE® Perfectly Pink  
*Angelonia* <sup>Balang15434</sup> USPP29270  
46-76cm (18-30")

# ANGELFACE® Cascade *Angelonia*



We're bringing the same heat and humidity tolerance of standard upright angelonias to a line of cascading types that are perfect for hanging baskets. These plants have outward and downward spreading stems, making them ideal fillers and spillers in container recipes. Pair them with other medium vigor, sun loving annuals.



ANGELFACE® Wedgwood Blue  
*Angelonia* <sup>ANWEDG116</sup> USPPAF Can/6282  
46-76cm (18-30")

ANGELFACE® Cascade Snow  
*Angelonia* <sup>\*\*\*</sup> USPPAF Can/PBR/AF  
20-36cm (8-14")

ANGELFACE® Cascade Blue  
*Angelonia* <sup>ANCASBLU</sup> USPPAF Can/6278  
20-36cm (8-14")

ANGELFACE® Blue  
*Angelonia* <sup>ANBLU140</sup> USPPAF Can/6277  
46-76cm (18-30")

ANGELFACE® Cascade Pink  
*Angelonia* <sup>ANCASPY</sup> USPPAF Can/6279  
20-36cm (8-14")

# SNOWSTORM® *Sutera cordata* (Bacopa)

10-25cm (4-10") Vigor: 2 Snowstorm® Giant Snowflake®: Vigor: 3

Our *Sutera* varieties show what happens when you start with the best genetics, then continually improve them. In hanging baskets and containers, *Sutera*'s glimmering, star-shaped flowers add beauty and texture, but its delicate looks are backed by durability and vigor.

## AWARD WINNERS – SNOWSTORM® *Sutera* (Bacopa)

50 Awards including: Outstanding Rating, Disney Trial; Best of the Best, University of Georgia; Early Season Top Performer, Cornell, Long Island; Top Performer, University of Minnesota-Morris; Top Performer-Containers, Biltmore

### Growing Tips for SNOWSTORM®

- High light in production is essential in early season. Light shade is required for summer production.
- 150-200 ppm fertilizer for optimal growth.
- You must keep Giant Snowflake under control, especially under dark weather conditions. It should be treated with 500-750 ppm of B-Nine®.
- Treat with preventative broad spectrum fungicidal drench one week after transplant.
- In growing group BA (see page 129).

**Notes:** Pinch as needed or to shape plants. Do not allow plants to dry out as they will drop both buds and flowers causing the plants to cycle out of bloom for several weeks.

# SUREFIRE® *Begonia*

LANDSCAPE 30-61cm (12-24") Vigor: 4

These durable, colorful begonias are incredibly versatile in sun and shade, acting as a thriller in large containers or providing masses of bold color in landscapes. Compared to Double Delight™, their habit is more upright; Double Up™ varieties are shorter and more mounded with smaller leaves. A reliable alternative to impatiens in areas where downy mildew is an issue.

## AWARD WINNERS – SUREFIRE® *Begonia*

198 Awards including: Leader of the Pack, NC State; Best of the Best, University of Georgia; People's Pick, Oregon State; Top Performer In-Ground & Containers, Kansas State University

### Growing Tips for SUREFIRE®

- 150-200 ppm fertilizer for optimal growth.
- Flower drop should be expected. Time properly to decrease messiness.
- Pinching should not be necessary except to shape.
- Requires good drainage and air circulation.
- In growing group BB (see page 129).

**Notes:** Treat with preventative broad-spectrum fungicidal drench one week after transplant. Scout crops regularly for disease development. Good air circulation, control of humidity, and sanitation practices are critical.



# DOUBLE DELIGHT®

*Begonia* 🌱 🌞 🌿 20-36cm (8-14") Vigor: 2

Not just another tuberous begonia! Growers will appreciate the increased vigor, better branched habit and higher flower count of Double Delight begonias. Trials have also shown greater tolerance of Xanthomonas than other similar series. These elegant cascading begonias bear large, abundant blossoms that exude a sweet citrus-like fragrance. Increased sun tolerance makes them versatile for use in containers, hanging baskets, window boxes and monoculture containers. They perform well in full sun in the Northeast; southern growers will need to provide some afternoon shade.

## DOUBLE DELIGHT® Appleblossom *Begonia* \*\*\* USPPAF CanPBRAF

A new double-flowered bicolor selection for the series, bearing an abundance of large, pleasantly fragrant, white and soft pink blossoms on cascading stems. Exhibits good vigor and branching, maturing to 20-30% larger than the others in the series. New this year.

### Growing Tips for DOUBLE DELIGHT® *Begonia*

- Prefers medium light conditions
- Warm, slightly dry conditions will speed rooting in
- Feed with 100-150 ppm N
- Tuberous begonias require long days for best growth and flowering. Grow under 14hr days if planted before April 1 and at least 12hr days for later plantings.
- Flower drop should be expected. Time properly to decrease messiness.
- In growing group BB (see page 129).

**Notes:** Treat with a preventative broad spectrum fungicidal drench at 1-2 weeks after transplant. To control stretch or hold a crop, 150 to 200 ppm Cycocel® may be used for growth regulation. Do not pinch.

### AWARD WINNERS – DOUBLE DELIGHT® *Begonia*

11 awards including: Top Performer, Michigan State University; Top 10, University of Minnesota; Top Performer, University of Georgia



DOUBLE DELIGHT® Primrose *Begonia* \*KERBESPICUP\* USPP23238 CanPBRAF

DOUBLE DELIGHT® Appleblossom *Begonia* \*\*\* USPPAF CanPBRAF



DOUBLE DELIGHT® Blush Rose *Begonia* \*KERBESPIROS\* USPP29297 CanPBRAF

NEW

# SOLENIA®

*Begonia x hiemalis* 🌱 🌞 🌿 20-30cm (8-12") Vigor: 2

Proven in trials across the nation to be the best in their class, these floriferous, double-flowered begonias produce vibrant blossoms all season on well-branched, mildew resistant plants. Daylength neutrality makes them easy to bring into bloom throughout the selling season. Tolerating both sun and shade, they mix well with other medium vigor annuals in hanging baskets and upright containers, and also grow well in landscapes with well-drained soil. New this year.

### Growing Tips for SOLENIA® *Begonia*

- Prefers medium light conditions
- Warm, slightly dry conditions will speed rooting in
- Feed with 100-150 ppm N
- Requires long days for best growth and flowering. Grow under 14hr days if planted before April 1 and at least 12hr days for later plantings.
- Flower drop should be expected. Time properly to decrease messiness.
- In growing group BB (see page 129).

**Notes:** Treat with a preventative broad spectrum fungicidal drench at 1-2 weeks after transplant. To control stretch or hold a crop, 150 to 200 ppm Cycocel® may be used for growth regulation. Do not pinch.



SOLENIA® Apricot *Begonia*

SOLENIA® Yellow *Begonia*

SOLENIA® Scarlet *Begonia*

SOLENIA® Chocolate Orange *Begonia*

NEW

# DOUBLE UP™ *Begonia semperflorens*

LANDSCAPE 20-46cm (8-18") Vigor: 2

Begonias are perhaps more popular with consumers than ever before, and these double-flowered bedding types are sure to be a big hit! Produced vegetatively to ensure excellent vigor, uniformity and durability, Double Up™ wax begonias are an outstanding 4" crop; they bloom early and are easy to hold at retail. Since they are daylength neutral, they can be produced any time of year. The flowers are self-cleaning, avoiding botrytis issues, and they bloom prolifically in sun and shade.

### Growing Tips for DOUBLE UP™ *Begonia*

- Prefers medium light conditions
- Warm, slightly dry conditions will speed rooting in
- Feed with 100-150 ppm N
- Flower drop should be expected. Time properly to decrease messiness.
- In growing group BB (see page 129).

### Notes:

Treat with a preventative broad spectrum fungicidal drench at 1-2 weeks after transplant. To control stretch or hold a crop, 150 to 200 ppm Cycocel® may be used for growth regulation. Do not pinch.

### AWARD WINNERS – DOUBLE UP™ *Begonia*

122 awards including: Top Performer, Montreal Botanic Garden; Top Performer, Les Exceptionnelles; Perfect Score All Season, Iowa State

# GOLDILOCKS ROCKS® *Bidens ferulifolia*

LANDSCAPE 30-36cm (12-14") Vigor: 3

Growers will find this bidens is versatile in recipes as its compact size and restrained vigor helps it mix easily with other medium vigor varieties in hanging baskets and upright containers. The large, sunfast, true yellow flowers of this drought tolerant plant continue to bloom easily through the heat.

### AWARD WINNER – GOLDILOCKS ROCKS® *Bidens*

12 Awards including: Top Performer-Best Bidens, Penn State; Best of Breed, JC Raulston Arboretum; Top Performer, Michigan State University



GOLDILOCKS ROCKS®  
*Bidens ferulifolia* <sup>®</sup>BID16101<sup>™</sup> USPP32646 Can6557

# CAMPFIRE® *Bidens*

LANDSCAPE 20-36cm (8-14") Vigor: 2

An ideal option for warm climates, these showy cultivars exhibit strong heat tolerance and non-stop bloom. No deadheading is needed since there is low to no seed set. Densely mounded plants become covered in brilliant blossoms which are highly attractive to pollinating bees. As such, they occupy a similar niche as Coreopsis in landscape designs but boast continuous color all season and a tight habit that won't split open. They also make eye-catching monoculture containers.

### CAMPFIRE® MARSHMALLOW™

*Bidens ferulifolia* <sup>™</sup>\*\*\* USPPAF CanPBRAF

Pure white flowers with a tufted gold center appear on densely mounded plants which are a bit larger than Campfire® Flame. The showy blossoms are comparable in size to Goldilocks Rocks® with petals that shed cleanly once spent, leaving the plant with a tidy appearance. New this year.

### Growing Tips for *Bidens*

- Requires high light in production.
- 150-200 ppm fertilizer for optimal growth.
- Good air circulation, control of humidity and good sanitation practices are critical.
- In growing group AB (see page 129).

**Notes:** For all sizes of containers, pinch the liner 1-2 weeks after transplant; for containers larger than 6" and for hanging baskets, trim around the edge of the container as needed prior to spacing or hanging of the baskets. B-9 (2500 ppm) and Sumagic® (5 ppm) should be effective on Goldilocks Rocks and Campfire Flame.

### AWARD WINNER – CAMPFIRE® Flame *Bidens*

18 Awards including: Perfect Score All Season, University of Minnesota; Top Performer, Michigan State University; Best of the Best-Bidens, Colorado State University



CAMPFIRE® Flame *Bidens* <sup>™</sup>INBIDCAMEM<sup>™</sup> USPP32647 Can6539



CAMPFIRE® MARSHMALLOW™  
*Bidens ferulifolia* <sup>™</sup>\*\*\* USPPAF CanPBRAF



DOUBLE UP™ White  
*Begonia semperflorens*



DOUBLE UP™ Pink  
*Begonia semperflorens*



DOUBLE UP™ Red  
*Begonia semperflorens* <sup>™</sup>LEGDBLURED<sup>™</sup> USPP32686 CanPBRAF

# ENDLESS™ *Browallia*

LANDSCAPE    30-41cm (12-16") Vigor: 2

Expanding the list of options for shade, Endless™ *Browallia* is a simple yet elegant, heat loving plant that requires little more than moisture to thrive in partial to full shade. Brilliant violet purple or white blooms dot the emerald green foliage all season without deadheading. Striking in monoculture containers and Grande™ containers, Endless is equally stunning mixed with other medium vigor varieties in shade loving hanging baskets.

### AWARD WINNERS – ENDLESS™ *Browallia*

27 Awards including: Top Performer, Penn State; Best Varieties, Colorado State University; Top Performer, Ohio State University Extension; Excellent Cool Season, Disney

### Growing Tips for ENDLESS™

- *Browallia* is a semi-tropical plant and prefers warmer production temps similar to Angelface® *Angelonia*. Avoid ordering too early if you do not have the ability to grow warm.
- Provide shade to bright filtered light in production.
- 75-100ppm fertilizer for optimum growth.
- *Browallia* requires a higher pH than Superbells®. If the pH is too low, yellowing foliage is the first sign. Monitor pH levels regularly.
- Good water management practices are critical to healthy plant growth.
- Good air circulation, control of humidity, and good sanitation practices are critical.
- In growing group CC (see page 129).

**Notes:** Pinch at 1-2 weeks after transplant. Treat with a preventative broad spectrum fungicidal drench at 1-2 weeks after transplant. Good sanitation practices include keeping greenhouses clean at all times, eliminating weeds and debris, disinfecting equipment and greenhouses as often as possible, and keeping hose ends off the floor.



ENDLESS™ Illumination  
*Browallia* UNHBR12 USPP18925

ENDLESS™ Flirtation  
*Browallia* UNHBR18 USPP19822

# LADY GODIVA® *Calendula*

LANDSCAPE    25-41cm (10-16") Vigor: 2  

Broaden your spring and fall lineup of cold tolerant annuals with Lady Godiva *Calendula*. Our double-flowered cultivars have greatly reduced seed set as well as increased heat and drought tolerance, so the flowers keep right on coming all season. Good disease resistance makes them easier to produce, too. Try combining them with other medium vigor varieties in upright containers and landscapes.

### AWARD WINNERS – LADY GODIVA®

36 Awards including: Top Performer, University of Guelph; Leader of the Pack, NC State; Top Performer, Cornell University; Outstanding Rating, Colorado State University

### Growing Tips for LADY GODIVA®

- High light in production is essential.
- Good water management practices are critical. Avoid overhead watering late in the day and grow slightly dry.
- 150-200 ppm fertilizer for optimal growth.
- Using fertilizer high in ammonia can cause excessive vegetative growth and lack of flowers.
- In growing group AB. (see page 129).

**Notes:** Pinch at 1-2 weeks after transplant if needed. A routine fungicidal spray program is encouraged. Growth can be controlled using lower temperatures.



LADY GODIVA® Yellow  
*Calendula* Kercaldivell USPP30869 Can6300

LADY GODIVA® Orange  
*Calendula* KERCALDIVIMP USPP32626 Can6495

# LADYBIRD® Sunglow *Calylophus*

🪴 🌞 10-20cm (4-8") 🦋 🚫🐛 Vigor: 1

This heat and drought tolerant plant is derived from a Texas native species and thrives in dry, sunny conditions where nights are relatively cool. Even in hot weather, it only needs water every few days. Since cooler temperatures enhance flowering performance, this selection grows well across Canada. Use it in similar applications as *Evolvulus* for low maintenance commercial or residential containers and landscapes. This plant is closely related to *Oenothera* with the added benefit of its brilliant yellow flowers not closing up at night.

## Growing Tips for LADYBIRD®

- This is a high light, high heat loving plant. Know your growing environment and place your orders accordingly.
- Requires excellent drainage to grow well; grow plants dry to moderately dry and avoid overwatering to prevent *Botrytis*.
- 150-200ppm fertilizer
- Easy to get into flower for Mothers' Day
- In growing group BA (see page 129).

**Notes:** For hanging baskets and pots larger than 6" make a soft pinch at planting and trim around pot just prior to hanging. A second or third pinch will effectively increase branching and flowering and eliminate the need for PGRs. Cool growing conditions will slow the growth of the crop. Scout regularly for aphids which can be problematic.

## AWARD WINNER – LADYBIRD® Sunglow

25 Awards including: Top Performer, University of Guelph; Top Performer, University of Laval; Top Performer, Les Exceptionelles; Best in Show, University of Tennessee; Best of Species, Penn State



LADYBIRD® Sunglow  
*Calylophus* WNCYLASUN USPP34148 CanPBRAF

# SUPERBELLS® Calibrachoa

🪴 🌞 15-30cm (6-12") 🦋 Vigor: 2

## Often imitated. Never equaled.

With so many Calibrachoa on the market, how do you choose the best? At Proven Winners, we trial and select for varieties that perform all summer and deep into the fall months, long past when they leave the grower's bench. We want both growers and gardeners to be successful so they keep coming back for more.

Superbells are available in a broad array of superb colors and patterns with larger blooms that keep on coming all season due in part to greater thielaviopsis resistance. Some are compact and mounding while others cascade over the edges of hanging baskets and upright containers, creating an endless array of combination opportunities.

## SUPERBELLS® Blue Improved *Calibrachoa* \*\*\*\* USPPAF CanPBRAF

A top pick from our trials, this improved selection boasts an earlier bloom time due to its daylength neutrality. It has a naturally dense habit with shorter internodes and exhibits greater heat tolerance. Vibrant blue flowers retain their saturated color as they age. Improved this year.

## SUPERBELLS® Pink Improved *Calibrachoa* \*\*\*\* USPPAF CanPBRAF

Selected for its greatly refined habit and darker green foliage that becomes covered in slightly larger, rich pink flowers, this improved variety is essential for container recipes. An earlier bloom time and greater heat tolerance sweeten the deal. Improved this year.



SUPERBELLS® Blue Improved *Calibrachoa*

## Growing Tips for SUPERBELLS®

- Treat with preventive broad spectrum fungicidal drench one week after transplant.
- It is strongly suggested that growers use caution when using Medallion® or any other fungicide with the active ingredient fludioxonil due to potential leaf spotting on calibrachoa.
- Requires high light in production.
- 150-200 ppm fertilizer for optimal growth.
- Keep pH between 5.5 and 5.8.
- Yellow tips are often an indicator of high pH.
- Blue has a tendency to stretch under low light conditions.
- Use PGRs with caution on all Calibrachoa.
- Cold is a good natural growth regulator.
- More vigorous varieties like Lemon Slice and Pomegranate Punch may need additional early pinch or PGR treatment in low light environments.
- In growing group AA (see page 129).

**Notes:** For all sizes of containers, pinch the liner 1–2 weeks after transplant; for containers larger than 6" and for hanging baskets, trim around the edge of the container as needed prior to spacing or hanging of the baskets. 5-10 ppm Sumagic® or a B-Nine®/Cycocel (2500/750) tank mix is effective. Use 500 ppm Florel® or 1-3 ppm Bonzi® drench on baskets and larger containers to promote branching. Calibrachoa are sensitive to pythium, phytophthora, and thielaviopsis, but Superbells have higher levels of tolerance to these diseases. Proper pH and good sanitation practices help alleviate problems. Increased air circulation, proper water management, and good soil porosity are also critical. Scout regularly for aphids and thrips, especially in baskets.

## AWARD WINNERS – SUPERBELLS® Calibrachoa

942 Awards including: Excellent Rating, Disney; Superior Rating, Penn State; Best of the Best, University of Georgia; Best Calibrachoa, Colorado State; Leader of the Pack, North Carolina State; Consumer Favorites, Cornell-Long Island; Top Performer, The Oregon Gardener; Top Performer, University of Guelph; Top Performer, University of Laval; Top Performer, Les Exceptionelles



SUPERBELLS® Pink Improved *Calibrachoa*

NEW

IMPROVED

ANNUAL COLLECTION

## Reduce pH in Hanging Baskets

Generally in cold, cloudy weather you want a Cal-Mag blend of fertilizer with high nitrate nitrogen, as this grows a better plant in winter conditions. Use a high ammonium nitrogen fertilizer to slowly lower media pH, but there is a catch. Under winter's low light and temperature conditions, high ammonium fertilizers can cause ammonium toxicity and cause the crop to grow too fast (meaning more PGRs will be required). Quick changes in pH usually cause additional problems. Other ways to reduce pH are to add more acid to your fertilizer injector and increase the overall acidity, but use care as you can also cause precipitation of some of the fertilizer elements if not handled properly.



SUPERBELLS® LEMON SLICE® *Calibrachoa* with Sweet Caroline RAVEN™ *Ipomoea* and SUNSATIA® Lemon *Nemesia*



SUPERBELLS® BLACKCURRANT PUNCH™ *Calibrachoa* with Sweet Caroline Sweetheart JET BLACK™ *Ipomoea*



# SUPERBELLS® *Calibrachoa*

🌱 🌿 🌱 15-30cm (6-12") 🦋 Vigor: 2

**SUPERBELLS® Double REDSTONE™ *Calibrachoa*** \*\*\* USPPAF CanPBRAF  
Striking vermillion or crimson red petals with bright gold picotee edges form the fully double blossoms of this unique new bicolor selection. Its coloring is similar to the single-flowered Superbells Cardinal Star™. Petite blossoms appear prolifically on robust, well-branched, mounded plants from spring into fall without deadheading. New this year.

**SUPERBELLS® Double SMITTEN PINK™ *Calibrachoa*** \*\*\* USPPAF CanPBRAF

Blooming in consumers' favorite shades of pink, this double, bitone *calibrachoa* produces rosebud-like blossoms with soft pink petals and a bright rose pink ring around a small cluster of center petals. A robust cultivar with a well-branched, mounded trailing habit. New this year.

**SUPERBELLS® Double VINTAGE CORAL™ *Calibrachoa*** \*\*\* USPPAF CanPBRAF

Everything vintage is trending with consumers, and this antique amber-orange veined, fully double-flowered *calibrachoa* is everything they are looking for. Growing these plants outdoors draws out the purple tones in the flowers. A standout performer in Florida trials, ranking as the top Superbells and one of the best plants overall in the entire trial. New this year.

**SUPERBELLS® Double White *Calibrachoa*** \*\*\* USPPAF CanPBRAF

Every series needs a good white, and we've found it in this new bright white, fully double-flowered Superbells. It blooms prolifically on robust, well-branched plants, adding a beautiful lacy texture to recipes from spring into fall without deadheading. Mix and match it with every other color in your lineup. New this year.



SUPERBELLS® Double REDSTONE™ *Calibrachoa*



SUPERBELLS® Double SMITTEN PINK™ *Calibrachoa*



SUPERBELLS® Double VINTAGE CORAL™ *Calibrachoa*



SUPERBELLS® Double White *Calibrachoa*

NEW

IMPROVED

ANNUAL COLLECTION

## Superbells® Classic



SUPERBELLS® Blue Improved *Calibrachoa* \*\*\* USPPAF CanPBRAF

SUPERBELLS® Cherry Red *Calibrachoa* <sup>USCAL23101</sup> <sup>USPP27010</sup> Can65318

SUPERBELLS® Coralina *Calibrachoa* <sup>INCALMIABE</sup> <sup>USPP28036</sup> Can65566

SUPERBELLS® Coral Sun *Calibrachoa* <sup>BBCAL99011</sup> <sup>USPP32648</sup> CanPBRAF

SUPERBELLS® DREAMSICLE® *Calibrachoa* <sup>INCALDRSIM</sup> <sup>USPP23917</sup> Can6543



SUPERBELLS® HOLY COW!™ *Calibrachoa* <sup>BBCAL85303</sup> <sup>USPP30840</sup> Can6290 <sup>US Utility</sup> <sup>US9313959</sup>

SUPERBELLS® HOLY MOLY!® *Calibrachoa* <sup>USCALCHSTM</sup> <sup>USPP28243</sup> Can6140 <sup>US Utility</sup> <sup>US9313959</sup>

SUPERBELLS® HOLY SMOKE!® *Calibrachoa* <sup>BBCAL85805</sup> <sup>USPP30838</sup> Can6291 <sup>US Utility</sup> <sup>US9313959</sup>

SUPERBELLS® HONEYBERRY™ *Calibrachoa* <sup>BBCAL91303</sup> <sup>USPP32690</sup> Can6549

SUPERBELLS® LEMON SLICE® *Calibrachoa* <sup>USCAL53020</sup> <sup>USPP24353</sup> Can4917



SUPERBELLS® Miss Lilac *Calibrachoa* <sup>USCAL87502</sup> <sup>USPP23230</sup> Can4593

SUPERBELLS® OVER EASY™ *Calibrachoa* <sup>XLECA16314</sup> <sup>USPP29741</sup>

SUPERBELLS® Pink Improved *Calibrachoa* \*\*\* USPPAF CanPBRAF

SUPERBELLS® Plum *Calibrachoa* <sup>BBCAL76001</sup> <sup>USPP29872</sup> Can6054

SUPERBELLS® Red *Calibrachoa* <sup>INCALIMRED</sup> <sup>USPP29075</sup> Can5772



SUPERBELLS® Tropical Sunrise *Calibrachoa* <sup>INCALTRSUN</sup> <sup>USPP29029</sup>

SUPERBELLS® White *Calibrachoa* <sup>Balcal14141</sup> <sup>USPP30200</sup>

SUPERBELLS® Yellow *Calibrachoa* <sup>Balcal1004</sup> <sup>USPP29528</sup>

SUPERBELLS® YELLOW CHIFFON™ *Calibrachoa* <sup>USCAL4021</sup> <sup>USPP19480</sup> Can3631

## Superbells® Punch



SUPERBELLS® BLACKCURRANT PUNCH™ *Calibrachoa* <sup>BBCAL81801</sup> <sup>USPP30839</sup> Can6288

SUPERBELLS® BLUE MOON PUNCH™ *Calibrachoa*

SUPERBELLS® GRAPE PUNCH™ *Calibrachoa* <sup>JGSCAL09404</sup> <sup>USPP29760</sup> Can5784

SUPERBELLS® POMEGRANATE PUNCH™ *Calibrachoa* <sup>USCAL08501</sup> <sup>USPP24503</sup> Can4915

SUPERBELLS® STRAWBERRY PUNCH™ *Calibrachoa* <sup>USCAL58205</sup> <sup>USPP22941</sup> Can4590

NEW

# SUPERBELLS® *Calibrachoa* 15-30cm (6-12") Vigor: 2

## Superbells® Punch continued



SUPERBELLS® TANGERINE PUNCH™  
*Calibrachoa* <sup>88CAL82201</sup> USPP30785 Can6289



SUPERBELLS® WATERMELON PUNCH™  
*Calibrachoa* <sup>88CAL82402</sup> USPP32651 Can6572

## Superbells Magic™



SUPERBELLS MAGIC™ Pink Lemonade  
*Calibrachoa* <sup>\*\*\*</sup> USPPAF Can/PBRAAF US Utility US7786342

Top 50

## Superbells® Star



SUPERBELLS® CARDINAL STAR™  
*Calibrachoa* <sup>USCAL91001</sup> USPP29667 Can6055  
US Utility US9313959



SUPERBELLS® Cherry Star  
*Calibrachoa* <sup>USCAL91001</sup> USPP23232 Can4594  
US Utility US9313959



SUPERBELLS® EVENING STAR™  
*Calibrachoa* <sup>88CAL87705</sup> USPP30837 Can6548  
US Utility US9313959



SUPERBELLS® RISING STAR™  
*Calibrachoa* <sup>XLECA16006</sup> USPP29433 Can6303  
US Utility US9313959

## Superbells® Double



SUPERBELLS® Double Amber  
*Calibrachoa* <sup>XLECA20428</sup> Can/PBRAAF  
US Utility US7786342



SUPERBELLS® Double Blue  
*Calibrachoa* <sup>INCALDOBLLF</sup> USPP20649 Can/PBRAAF  
US Utility US7786342



SUPERBELLS® Double Chiffon  
*Calibrachoa* <sup>USCAL51505</sup> USPP30803 Can6292  
US Utility US7786342



SUPERBELLS® Double Orange  
*Calibrachoa* <sup>XLECA20459</sup> Can/PBRAAF  
US Utility US7786342



SUPERBELLS® Double REDSTONE™  
*Calibrachoa* <sup>\*\*\*</sup> USPPAF Can/PBRAAF

NEW



SUPERBELLS® Double Ruby  
*Calibrachoa* <sup>USCAL83901</sup> Can4591 US Utility US7786342



SUPERBELLS® Double SMITTEN PINK™  
*Calibrachoa* <sup>\*\*\*</sup> USPPAF Can/PBRAAF



SUPERBELLS® Double TWILIGHT™  
*Calibrachoa* <sup>XLECA21509</sup> US Utility US7786342



SUPERBELLS® Double VINTAGE CORAL™  
*Calibrachoa* <sup>\*\*\*</sup> USPPAF Can/PBRAAF



SUPERBELLS® Double White  
*Calibrachoa* <sup>\*\*\*</sup> USPPAF Can/PBRAAF

NEW



SUPERBELLS® Double Yellow  
*Calibrachoa* <sup>\*\*\*</sup> USPPAF Can/PBRAAF US Utility US7786342



SUPERBELLS® Doublette LOVE SWEPT™  
*Calibrachoa* <sup>USCAL81302</sup> USPP30804 Can6293 US Utility US7786342

## Superbells Photoperiod Response

An independent trial conducted in a controlled environment revealed the following timing for Superbells *Calibrachoa*. It is applicable for growers worldwide.

Less than 12 hours (Day Neutral Response)
Superbells® Evening Star™
Superbells® Coral Sun
Superbells® Yellow
Superbells® Double White
Flowers best over 12 hours (Faculative Long-day Response)
Superbells® White
Superbells® Holy Smokes!®
Superbells® Honeyberry™
Superbells® Double Ruby
Superbells® Rising Star™
Superbells® Doublette Love Swept™
Superbells® Holy Cow!™
Superbells® Holy Moly!®
Superbells® Double Amber
Superbells® Blackcurrant Punch™
Superbells® Red
Superbells® Tangerine Punch™
Superbells® Dreamsicle®
Superbells® Grape Punch™
Superbells® Double Twilight™
Superbells® Blue Improved
Superbells® Double Vintage Coral™
Superbells® Double Redstone™
Superbells® Double Orange
Superbells® Double Blue
Superbells Magic™ Pink Lemonade
Superbells® Lemon Slice®
Superbells® Cherry Star
Needs more than 13 hours (Obligate Long-day Response)
Superbells® Double Smitten Pink™
Superbells® Double Yellow
Superbells® Pink Improved
Superbells® Tropical Sunrise
Superbells® Blue Moon Punch™
Superbells® Pomegranate Punch™
Superbells® Double Chiffon
Superbells® Plum
Superbells® Over Easy™
Superbells® Yellow Chiffon™
Superbells® Cardinal Star™
Superbells® Coralina
Superbells® Cherry Red
Superbells® Miss Lilac
Superbells® Strawberry Punch™
Superbells® Watermelon Punch™

Contact your propagator to discuss options using "programmed liners" to shorten flowering times.

## Ever wonder what the top-selling Superbells are?

Here's the entire list in order by Canadian propagator liner sales.

- Superbells® Grape Punch™
- Superbells® Yellow
- Superbells® Lemon Slice®
- Superbells® White
- Superbells® Dreamsicle®
- Superbells® Pomegranate Punch™
- Superbells Magic™ Pink Lemonade
- Superbells® Tropical Sunrise
- Superbells® Blackcurrant Punch™
- Superbells® Red
- Superbells® Coral Sun
- Superbells® Blue Moon Punch™
- Superbells® Yellow Chiffon™
- Superbells® Coralina
- Superbells® Tangerine Punch™
- Superbells® Evening Star™
- Superbells® Holy Smokes!®
- Superbells® Doublette Love Swept™
- Superbells® Double Ruby
- Superbells® Pink
- Superbells® Watermelon Punch™
- Superbells® Over Easy™
- Superbells® Holy Moly!®
- Superbells® Double Yellow
- Superbells® Cherry Red
- Superbells® Double Amber
- Superbells® Double Orange
- Superbells® Holy Cow!™
- Superbells® Honeyberry™
- Superbells® Double Twilight™
- Superbells® Blue
- Superbells® Strawberry Punch™
- Superbells® Plum
- Superbells® Double Chiffon
- Superbells® Cherry Star
- Superbells® Double Blue
- Superbells® Rising Star™
- Superbells® Cardinal Star™
- Superbells® Miss Lilac

# TOUCAN® *Canna x generalis*

LANDSCAPE   76-122cm (30-48")   Vigor: 4

These cannas are fast, vigorous, highly disease resistant and as easy to grow as petunias in greenhouse production. Recommend them as bold-foliage, flowering thrillers for large containers or for mass plantings in landscapes. Sell early in 4.25 Grande™ containers and in 1.0 Royale™ or larger containers through summer.

TOUCAN® Scarlet Improved *Canna x generalis* Truer scarlet red flowers top the lush green canopy of this vigorous, easy to produce, disease resistant canna. Works beautifully in landscapes and as a bold-foliage, flowering thriller in premium container recipes. Improved this year.

### Growing Tips for TOUCAN®

- Warmth and moisture are essential to growing high quality Cannas. Temperatures should not drop below 60-65° F; chilling injury may delay the crop.
- Do not use irrigation frequency to control plant size. Crop can be run slightly dry but drying to wilt stage will cause leaf burn and drop. Good water management practices are critical to healthy growth.
- To maximize growth, use a fertilizer with a complete micronutrient mix; these Cannas grow fast and use a lot of food. 200-300ppm is the optimum rate.

- Watch for spider mites, especially if plants are not actively growing.
- Plants will normally flower in 7-10 weeks at optimal temperatures.
- In growing group DE (see page 129).



**Notes:** While the Toucan® series can be grown in 4.5" and quart containers, we recommend the 1.0 Royale™ or 1 gallon size container as optimum for ease in production and sales. A drench of 1-4 ppm paclobutrazol can be used to help hold a crop or if control of growth is desired. Check manufacturers' labels for approved rates and usage recommendations.

### AWARD WINNERS – TOUCAN® Canna

236 Awards including: Top Performer, Longwood Gardens; Excellent Rating, University Laval; Excellent Warm Season, Disney; Top Performer, University of Guelph; Perfect Score All Season, Ohio State

IMPROVED

# SEÑORITA *Cleome*

LANDSCAPE   61-122cm (24-48")   Vigor: 4

Growers and gardeners have grown to love the Proven Winners line of thornless, seedless, odorless, non-sticky cleomes. They exhibit excellent heat, humidity and drought tolerance, bloom spring through fall and have minimal oedema issues. Grow in Royale™ containers for best display.

### AWARD WINNER – SEÑORITA *Cleome*

245 Awards including: Outstanding Rating, Disney Trials; Top Performer, Colorado State University; Top Performer, Michigan State University; Top Performer, Texas A&M; Top Performer, Oregon State University; Leader of the Pack, North Carolina State University

### Growing Tips for *Cleome*

- 200-300 ppm fertilizer for optimal growth.
- Take care not to overwater.
- Pinch once, two weeks after liner planting. A second pinch may be necessary for large containers.
- PGRs should not be necessary.
- These varieties should NOT have oedema problems.
- In growing group BB (see page 129).

**Notes:** Treat with preventative broad spectrum fungicidal drench one week after transplant. Scout crops regularly (at least once a week) for disease development. Good air circulation, control of humidity, and good sanitation practices are critical. Good water management practices are critical to healthy plant growth.



# FLAMBÉ® Yellow

## *Chrysocephalum apiculatum*

LANDSCAPE   20-36cm (8-14") Vigor: 2

The unique blooms of this plant are truly enchanting, with small sprays of tiny spherical flower heads that appear in clusters in the spring and summer. An exceptionally adaptable plant, this sun lover has a spreading habit and is drought tolerant and easy to grow.

### Growing Tips for FLAMBÉ®

- Requires high light in production.
- 150-200 ppm fertilizer for optimal growth.
- Pinch once, two weeks after liner planting. May be cut back if desired.
- B-9 at 2500 ppm can help to control stretch under low light.
- In growing group BC (see page 129).

**Notes:** Watch for aphids, leaf miners, and white flies. Can be susceptible to crown and stem rots if grown in cool, damp conditions. Maintain good air movement.

### AWARD WINNER – FLAMBÉ® *Chrysocephalum*

30 Awards including: Excellent Rating, Massachusetts Horticultural Society; Excellent Rating, Boerner Botanical Garden, Milwaukee, Wisconsin; Best of Breed, North Carolina State



FLAMBÉ® Yellow  
*Chrysocephalum apiculatum* <sup>Flachhnel</sup> USPP19175 Can/280



COLORBLAZE® WICKED HOT®  
*Coleus scutellarioides*  
61-102cm (24-40") Vigor: 4

COLORBLAZE® MINI ME™ Watermelon  
*Coleus scutellarioides*  
30-51cm (12-20") Vigor: 2

# COLORBLAZE® *Coleus scutellarioides*



With vibrant color and seasonlong performance, the ColorBlaze collection of coleus is a must-have for your spring lineup. These foliage plants are bold, versatile, easy to grow, and extremely popular with gardeners. All are late-flowering varieties that hold their form throughout the season. They are tolerant of varying light conditions and are among the fastest-selling plants in any program.

**Note:** *Coleus scutellarioides* was formerly known as *Plectranthus*.

### Growing Tips for COLORBLAZE®

- Establish in a warm environment. Plants subject to chilling may be stunted.
- 150-200 ppm fertilizer for optimal growth.
- One to two pinches can be used to increase branching and for shaping. For small container sizes, this may not be necessary; larger containers will probably require pinching. Florel® can increase branching and reduce flowering. Cycocel®/B-9 tank mix or Sumagic® spray at 3-5 ppm will help control growth if needed.
- In growing group BC (see page 129).

### AWARD WINNER – COLORBLAZE® *Coleus*

914 Awards including: Top Performer, Ohio State; Leader of the Pack, North Carolina State; Top Performer, Kansas State; Top Performer, Oregon State University; Top Performer Sun and Shade, Texas A&M



COLORBLAZE® WICKED WITCH™  
*Coleus scutellarioides*  
61-102cm (24-40") Vigor: 4

Collection Top Seller

COLORBLAZE® El Brighto  
*Coleus scutellarioides*  
61-102cm (24-40") Vigor: 4

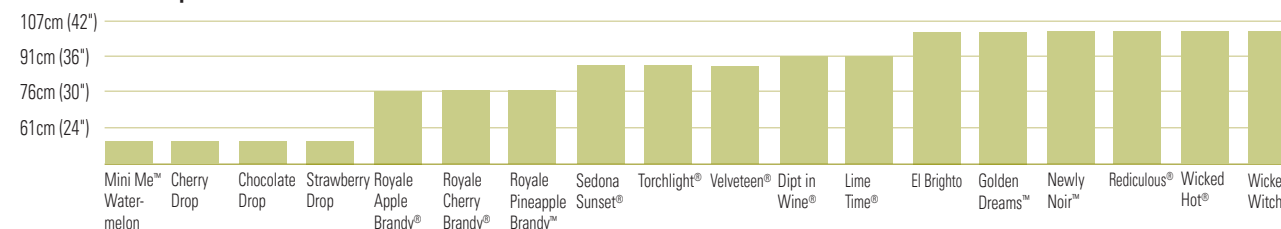


COLORBLAZE® NEWLY NOIR™  
*Coleus scutellarioides* <sup>G18152</sup> USPP34111 Can/PBR/AF  
61-102cm (24-40") Vigor: 4

Collection Top Seller

COLORBLAZE® GOLDEN DREAMS™  
*Coleus scutellarioides*  
61-102cm (24-40") Vigor: 4

### COLORBLAZE Comparison Chart



# COLORBLAZE® *Coleus scutellarioides*



Collection  
Top Seller

COLORBLAZE® LIME TIME®  
*Coleus scutellarioides* 'UF12-30-6' USPP27140  
51-91cm (20-36") Vigor: 3



Collection  
Top Seller

COLORBLAZE® TORCHLIGHT®  
*Coleus scutellarioides*  
61-86cm (24-34") Vigor: 4



COLORBLAZE® REDICULOUS®  
*Coleus scutellarioides*  
61-102cm (24-40") Vigor: 4



COLORBLAZE® Dipt in Wine  
*Coleus scutellarioides*  
51-91cm (20-36") Vigor: 4



Collection  
Top Seller

COLORBLAZE® VELVETEEN®  
*Coleus scutellarioides*  
61-86cm (24-34") Vigor: 3

COLORBLAZE® SEDONA SUNSET®  
*Coleus scutellarioides* 'UF16-1-20' USPP30586  
61-86cm (24-34") Vigor: 4

NEW

# COLORBLAZE® Royale *Coleus scutellarioides*



For a tidier look in combinations and smaller containers, choose the more compact, tightly branched ColorBlaze Royale varieties.



COLORBLAZE® Royale APPLE BRANDY®  
*Coleus scutellarioides*  
51-76cm (20-30") Vigor: 3

COLORBLAZE® Royale CHERRY BRANDY®  
*Coleus scutellarioides*  
51-76cm (20-30") Vigor: 3

COLORBLAZE® Royale PINEAPPLE BRANDY™  
*Coleus scutellarioides*  
51-76cm (20-30") Vigor: 3

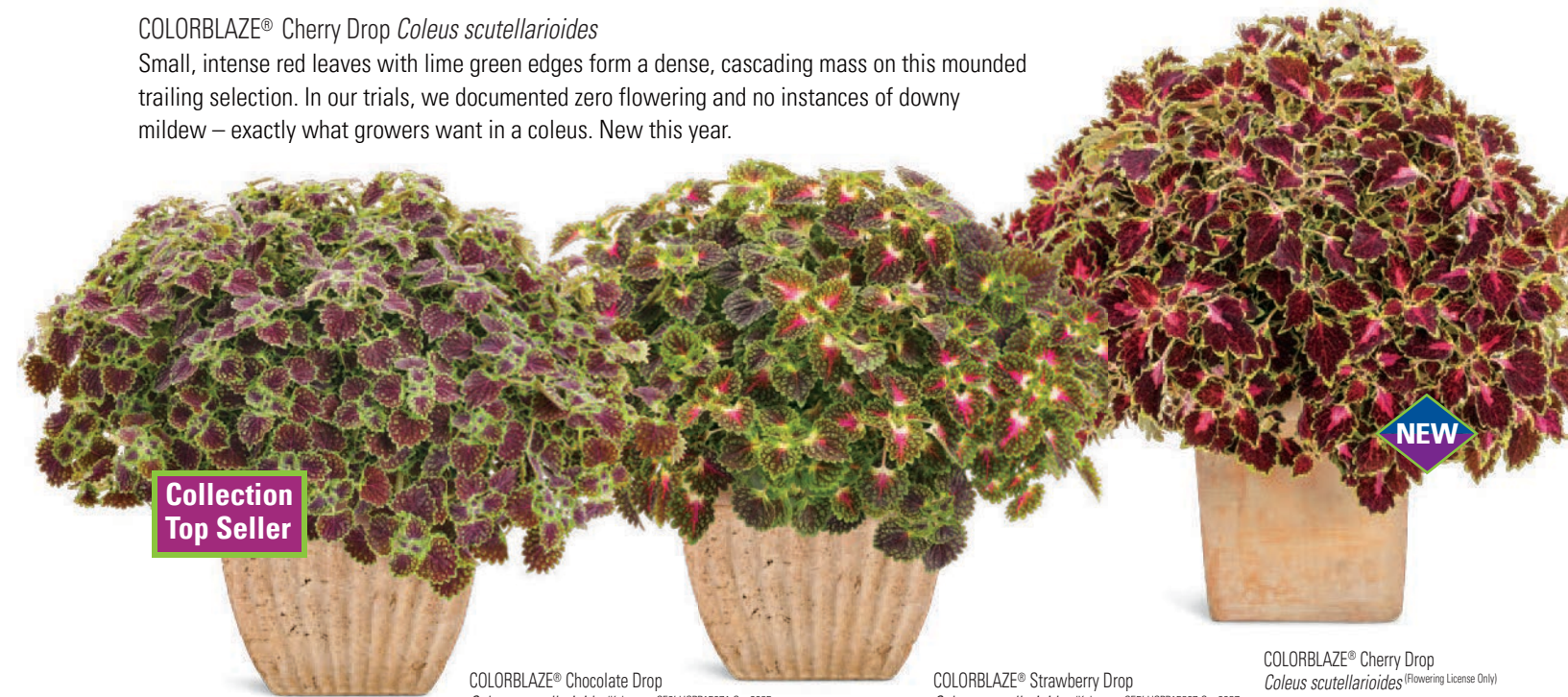
# COLORBLAZE® Drop *Coleus scutellarioides*



These trailing varieties form a wide spreading mound of small, scalloped leaves. They are an excellent component for container recipes when paired with other vigorous plants; also makes a colorful small-scale groundcover.

## COLORBLAZE® Cherry Drop *Coleus scutellarioides*

Small, intense red leaves with lime green edges form a dense, cascading mass on this mounded trailing selection. In our trials, we documented zero flowering and no instances of downy mildew – exactly what growers want in a coleus. New this year.



Collection  
Top Seller

COLORBLAZE® Chocolate Drop  
*Coleus scutellarioides* 'KakegawaCE2' USPP15371 Can2085  
36-46cm (14-18") Vigor: 4

COLORBLAZE® Strawberry Drop  
*Coleus scutellarioides* 'KakegawaCE5' USPP15827 Can2087  
36-46cm (14-18") Vigor: 4

COLORBLAZE® Cherry Drop  
*Coleus scutellarioides* (Flowering License Only)  
36-46cm (14-18") Vigor: 4

NEW

ANNUAL COLLECTION

# 'Coffee Cups' and HEART OF THE JUNGLE® *Colocasia esculenta*

LANDSCAPE    91-152cm (36-60") Vigor: 3

As tropicals continue to trend hot in the retail market, there's never been a better time to expand your offering of fantastic foliage plants. Our Colocasias make dynamic thrillers in large container recipes and are equally spectacular in the landscape. Given their huge umbrella-like leaves, they appreciate some protection from high winds.

## 'Coffee Cups' *Colocasia esculenta*

This instantly recognizable variety bears dramatically cupped, mostly upward-facing, olive green leaves with mocha accents. Clump-forming selection.

## HEART OF THE JUNGLE® *Colocasia esculenta*

This huge heart-leafed, dark green, black stemmed cultivar forms a large mass that can spread by rhizomes where it is hardy. Fantastic when planted pond side.

### AWARD WINNER – 'Coffee Cups' *Colocasia*

26 awards including: Perfect Score, Michigan State University; Top Performer, NC State; Perfect Score, University of Tennessee


### Growing Tips for *Colocasia*

- Prefers medium to high light conditions
- Feed with 150-200ppm N
- Warm temperatures are needed in production and for garden performance
- Chlorotic tips can be an indicator of chill damage
- In growing group BC (see page 129).

**Notes:** Scout regularly for spider mites, especially if greenhouses are very cool and air circulation is limited. Consider a preventative Kontos® drench application 2 weeks after transplant or start a biological control program. Careful reduction of production temperatures is a good natural growth regulator. Sprenc or drench application of +1 ppm Sumagic® can also be used to control stretch; may need more than one application under low light or crowded conditions.

### AWARD WINNER – HEART OF THE JUNGLE® *Colocasia*


30 awards including: Perfect Score, Oregon State University; Best of Species, Penn State; Top Performer, NC State



'Coffee Cups'  
*Colocasia esculenta*

HEART OF THE JUNGLE®  
*Colocasia esculenta*

# VERMILLIONAIRE® *Cuphea*

LANDSCAPE    46-71cm (18-28")  Vigor: 3

Vermillionaire is an absolute hummingbird magnet. It's extremely heat and humidity tolerant and is very low maintenance. Though it's drought tolerant, it can also tolerate higher moisture levels. Vermillionaire features a well-branched, mounding growth habit and produces deep-orange tubular flowers that cover the plant from spring through first frost. Although Vermillionaire is a cuphea, it's not prone to oedema.

### Growing Tips for VERMILLIONAIRE®

- 150-200 ppm N
- Drying out plant to wilt will cause leaf burn and leaf drop. Can be run a little dry but not to wilt.
- Watch for thrips, whiteflies and aphids.
- Treat with preventative broad spectrum fungicidal drench one week after transplant.
- In growing group CC (see page 129).

**Notes:** B-Nine® may be used at 1500-2500ppm two weeks after pinching. Bonzi® is also effective.

### AWARD WINNER – VERMILLIONAIRE® *Cuphea*

83 Awards including: Top Performer, Costa Farms; Top Performer, Biltmore; Top Performer and Consumer Top 3, Colorado State University; Top Performer, Ohio State University; Top Performer, Texas A&M






Top 50

VERMILLIONAIRE®  
*Cuphea* cupper

MYSTIC Illusion  
*Dahlia* "Knockout" USPP18839

# MYSTIC Illusion *Dahlia*

LANDSCAPE    46-91cm (18-36")  Vigor: 3

An absolute rock star in the landscape, this easy to grow dahlia features single, clear lemon yellow flowers which really pop against the dark foliage. The plants are resistant to powdery mildew, making them easier for growers to manage with fewer inputs. Mystic Illusion is suitable for 4.25" Grande™ and 1.0 Royale™ containers as well as combinations.

### Growing Tips for MYSTIC ILLUSION

- Requires high light in production.
- 150-200ppm fertilizer for optimum growth.
- Plants are rarely affected by powdery mildew outdoors.
- Most Dahlias are long day plants. Provide long days or night interruption lighting to induce blooming if finishing before the first of April.
- Good water management practices are critical to healthy plant growth.
- Good air circulation, control of humidity, and good sanitation practices are critical.
- In growing group BB (see page 129).

**Notes:** Do a soft pinch at 1-2 weeks after transplant if needed. Plants can be pinched to shape. Shearing growth tips encourages fuller growth. Hard pinches can stall growth. Treat with a preventative broad spectrum fungicidal drench at 1-2 weeks after transplant. Scout crops regularly (at least once a week) for disease development.

### AWARD WINNER – MYSTIC Illusion *Dahlia*

38 Awards including: Best New Variety, Colorado State University; Hall of Fame, Cincinnati Zoo and Botanical Garden; Top Performer, Missouri Botanic Garden

# DIAMOND *Euphorbia*



Among the most versatile annuals in our lineup, Diamond Euphorbias offer a range of habits for every use, from hanging baskets to edging borders or competing with the most vigorous varieties in recipes. They are exceptionally heat and drought tolerant, providing a refined texture for elegant combinations in sun and shade.

## DIAMOND FROST® *Euphorbia* <sup>1</sup>Inneuphodia<sup>1</sup> USPP17567 Can2830

Diamond Frost is like your friend who gets along with everyone she meets – it combines easily with many kinds of plants, weaving its wiry stems in and out, poking its single, airy white flowers throughout the combination. Often imitated but never equaled!

## DIAMOND MOUNTAIN® *Euphorbia* <sup>\*\*\*</sup> USPPAF CanPBRAF

This super-sized Euphorbia makes magnificent hanging baskets and extra-large upright containers when combined with our most vigorous plants like Supertunia Vista® petunias. It's also spectacular in the landscape, growing similar in size to a spirea shrub.

## DIAMOND SNOW® *Euphorbia* <sup>1</sup>INCHADIACL<sup>1</sup> USPPAF Can6494

Double, bright white flowers are produced on vigorous, densely branched plants. Its habit is just airy enough to allow its medium vigor companions to weave between its stems to form stunning container recipes.

### Growing Tips for DIAMOND Euphorbia

- High light is required in production.
- 150-200 ppm fertilizer for optimal growth.
- Preventive fungicides are recommended 1 week after transplant.
- Warm and slightly dry conditions after transplanting speeds root-in and growth.
- Can have an adverse reaction to shipping in a box, but even plants that look bad will rebound in a short time.
- Severe dry down can cause foliage to drop; however, the plant will recover.
- Benefits from a light shearing 2-3 weeks after transplanting.
- In growing group BB (see page 129).

**Notes:** No pinch necessary, but plants can be pinched to shape. Winter flowering occurs in Sunbelt states. Very sensitive to Florel®.

### AWARD WINNERS –

#### DIAMOND FROST® *Euphorbia*

178 Awards including: Rising Star, Dallas Arboretum; Best of the Best, University of Georgia; Superior Rating, Colorado State; Top Performer, Ohio State

#### DIAMOND MOUNTAIN® *Euphorbia*

39 Awards including: Top Performer, University of Guelph; Perfect Score, Oregon State University; Top Performer, Jardin Daniel A Seguin; Top 10, North Carolina State University

#### DIAMOND SNOW® *Euphorbia*

45 Awards including: Perfect Score All Season, University of Minnesota; Top Performer, Iowa State; Leader of the Pack, JC Raulston Arboretum



Top 5

DIAMOND SNOW®  
*Euphorbia* <sup>1</sup>INCHADIACL<sup>1</sup> USPP32682 Can6494  
30-46cm (12-18") Vigor: 3

DIAMOND FROST®  
*Euphorbia* <sup>1</sup>Inneuphodia<sup>1</sup> USPP17567 Can2830  
30-46cm (12-18") Vigor: 3

DIAMOND MOUNTAIN®  
*Euphorbia* <sup>\*\*\*</sup> USPPAF CanPBRAF  
61-91cm (24-36") Vigor: 4

# BLUE MY MIND® *Evolvulus*



This popular annual is one of few that bears true blue flowers. It combines easily with any other color and performs especially well with other medium vigor, heat, humidity and drought tolerant plants. *Evolvulus* pulls through the toughest conditions with ease. Choose from two cultivars which differ only in their size.

## BLUE MY MIND® *Evolvulus* <sup>1</sup>USEV01201<sup>1</sup> USPP24447 Can4918

An improvement over 'Blue Daze', featuring larger flowers and a better branched habit. More compact than XL.

## BLUE MY MIND® XL *Evolvulus* <sup>1</sup>RMEV028301<sup>1</sup> USPP34052 CanPBRAF

Everything you love about the original, now 30-50% larger. Ideal for mass plantings where the longer stems cover more ground, a trait that also makes it easy to use in recipes.

### Growing Tips for BLUE MY MIND®

- This is a HOT season crop. Nighttime temps below 65°F (18°C) will slow growth.
- Cold, wet conditions can double the crop time and cause crop loss. Warm, slightly dry conditions after transplanting speeds rooting. Do not bring this crop in until you can provide warm growing conditions. Protect from all frost.
- High light is essential.
- 100ppm fertilizer will help to avoid high EC levels.
- Withstands drought but growth and flowering are better with consistent moisture.
- In growing group CC (see page 129).

**Notes:** Pinch once, two weeks after transplanting. Do not use Florel® as it can cause leaf drop and leaf curl. PGRs should not be necessary.

### AWARD WINNERS – BLUE MY MIND®/ BLUE MY MIND® XL *Evolvulus*

108 Awards including: Top Performer, Texas A & M; Best of Show, University of Wisconsin; Top Performer, Massachusetts Horticulture Society at Elm Banks; Top Performer In-Ground and Containers, Kansas State University; Top Performer, University of Laval



BLUE MY MIND® XL  
*Evolvulus* <sup>1</sup>RMEV028301<sup>1</sup> USPP34052 CanPBRAF  
Spread: 30-51cm (12-20")

BLUE MY MIND®  
*Evolvulus* <sup>1</sup>USEV01201<sup>1</sup> USPP24447 Can4918  
Spread: 20-41cm (8-16")

# HIGH NOON®

*Euryops pectinatus*

🌱🌱🌱 25-36cm (10-14") 🦋 Vigor: 2

Growers in warm climates know *Euryops* as an easy to grow, heat loving plant. Much like we've done with *Evolvulus* with the introduction of Blue My Mind®, we've refined *Euryops* by giving it large flowers and a denser, compact habit with long flower stems that help it mix easily in baskets and upright recipes. We've also made it easier to get into flower in cooler climates. Grower trials have shown that its semi-succulent, thick leaves handle dry down better than other *Euryops*. It mixes beautifully with other heat loving plants like Luscious® *Lantana* and Angelface® Cascade *Angelonia*.

### Growing Tips for HIGH NOON®

- Prefers high light conditions
- Feed with 150-200 ppm N
- Easier for Northern growers to get into flower compared to typical *Euryops*
- In growing group AB (see page 129).

**Notes:** Treat with preventative broad spectrum fungicidal drench at transplant. Good air circulation, water management, control of humidity, and sanitation practices are critical. Scout regularly for aphids and thrips, which can be problematic. Be sure to check hanging baskets that are hanging high.

### AWARD WINNER – HIGH NOON® *Euryops*

18 awards including: Top Performer, Daniel A. Seguin Garden; Top Performer, Montreal Botanic Garden; Top Performer, Domaine Joly - De Lotbiniere



HIGH NOON®  
*Euryops pectinatus* EUR16001 USPP32669 Can/PBRA

# TRUFFULA™ Pink

*Gomphrena pulchella*

🌱🌱🌱 56-71cm (22-28") 🦋 Vigor: 4

This vegetative *Gomphrena* has a tidier appearance than most, retaining its bushy shape without splitting when in full bloom. It thrives in heat and humidity and is drought tolerant once rooted in. Pollinators flock to its hot pink, cotton ball-shaped blooms from spring into fall. Makes an excellent cut and dried flower. Pair it with other high vigor varieties or grow it as a specimen in large containers and landscapes.

### Growing Tips for TRUFFULA™ Pink

- High light and good air circulation are essential to producing a quality crop.
- Long days are required for peak blooming.
- 150-200ppm fertilizer for optimal growth.
- Grow in 4.25 Grande™ and 1.0 Royale™ containers, monocultures or in combination with other high vigor varieties.
- In growing group BC (see page 129).

**Notes:** Pinch 1–2 weeks after transplant. A second pinch may be needed when growing plants in larger containers. Paclobutrazol applied at 1-3 ppm as a drench can help shape or hold the crop, but go slowly and learn how the crop performs in your greenhouse.

### AWARD WINNER – TRUFFULA™ Pink *Gomphrena*

124 Awards including: Top Performer, University of Guelph; Top Performer, Jardin Daniel A Seguin; Top Performer, Les Exceptionnelles; Top Performer, University of Guelph



TRUFFULA™ Pink  
*Gomphrena pulchella* PAST0517E USPP31728 Can/6276

# STRATOSPHERE™ and KARALEE® *Gaura lindheimeri*

🌱🌱🌱 30-61cm (12-24") Zones 6-11 🦋 Vigor: 3

Lovely in landscapes or as thrillers in combination containers, gauras add height, wispy texture, and movement to the design. Their graceful stems bear non-stop blooms through the heat of summer.

### Growing Tips for KARALEE® and STRATOSPHERE™

- Requires high light in production.
- 200 ppm fertilizer for optimal growth.
- In response to cool temperatures, spots can appear on gaura foliage during normal production. This is a physiological response – not a viral infection.
- In growing group AB (see page 129).

**Notes:** Pinch once, two weeks after liner planting. Growth regulation not needed. Winter flowering occurs in Sunbelt states.

**AWARD WINNERS – STRATOSPHERE™ and KARALEE® *Gaura***  
19 Awards including: Top Performer, Penn State; Arboretum Approved, Dallas Arboretum; Perfect Score All Season, Michigan State University



STRATOSPHERE™ White  
*Gaura lindheimeri* GAU1617E USPP16565

STRATOSPHERE™ Pink Picotee  
*Gaura lindheimeri* GAU18237 USPP18237 Can/3031

KARALEE® Petite Pink  
*Gaura lindheimeri* DIGAUR137 USPP30562 Can/6076



# Annual GRACEFUL GRASSES®

Don't miss these essential component plants for your premium container recipes! Our Graceful Grasses collection features a broad assortment of festive grasses and grasslike plants of all sizes, from the waterfall spiller of fiber optic grass to the towering Vertigo fountain grass and every size in between.

## Cultural Information for GRACEFUL GRASSES®

For cultural information on each of the Graceful Grasses, go to [www.provenwinners.com](http://www.provenwinners.com), click on Professionals, then under the Growers section click Cultural Information. There, you can search for specific culture information on Graceful Grasses.



GRACEFUL GRASSES®  
BLUE MOHAWK® *Juncus inflexus*  
LANDSCAPE 61-91cm (24-36") Vigor: 2  
In growing group BB (see page 129).



GRACEFUL GRASSES®  
Fiber Optic Grass *Isolepis cernua*  
 25-36cm (10-14") Vigor: 2  
In growing group CB (see page 129).




GRACEFUL GRASSES®  
'Curly Wurlly' *Juncus effusus*  
LANDSCAPE 30-46cm (12-18") Vigor: 2  
In growing group BB (see page 129).



GRACEFUL GRASSES®  
'Fireworks' *Pennisetum rubrum* USPP18504  
LANDSCAPE 61-76cm (24-30") Vigor: 3  
In growing group CB (see page 129).



GRACEFUL GRASSES® Purple Fountain Grass  
*Pennisetum setaceum 'Rubrum'*  
LANDSCAPE 76-91cm (30-36") Vigor: 3  
In growing group CB (see page 129).



GRACEFUL GRASSES®  
'Sky Rocket' *Pennisetum* USPP21487  
LANDSCAPE 61-76cm (24-30") Vigor: 3  
In growing group CB (see page 129).

GRACEFUL GRASSES®  
VERTIGO® *Pennisetum purpureum* 'Titi 8' USPP22254  
LANDSCAPE 122-244cm (48-96") Vigor: 4  
In growing group BB (see page 129).

# Annual GRACEFUL GRASSES®

continued



Top 50

GRACEFUL GRASSES®  
PRINCE TUT™ *Cyperus papyrus*

LANDSCAPE 🌿 🪴 🌞 🌱 46-76cm (18-30") Vigor: 4  
In growing group BC (see page 129).



Top 50

GRACEFUL GRASSES®  
KING TUT™ *Cyperus papyrus*

LANDSCAPE 🌿 🪴 🌞 🌱 122-183cm (48-72") Vigor: 4  
In growing group BC (see page 129).



GRACEFUL GRASSES®  
QUEEN TUT™ *Cyperus prolifer*

LANDSCAPE 🌿 🪴 🌞 🌱 46-61cm (18-24") Vigor: 3  
In growing group BC (see page 129).



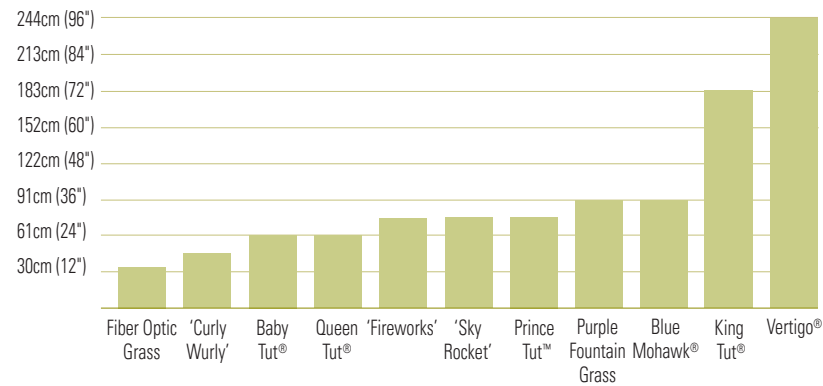
GRACEFUL GRASSES® BABY TUT™  
*Cyperus involucratus*

LANDSCAPE 🌿 🪴 🌞 🌱 46-61cm (18-24") Vigor: 4  
In growing group BC (see page 129).

## AWARD WINNERS – GRACEFUL GRASSES®

487 Awards including: Excellent Rating, Massachusetts Horticultural Society; Leader of the Pack, North Carolina State; Top Performer, Michigan State; Top Performer, Texas A&M; Top Performer, Colorado State University

Graceful Grasses by mature height



# AUGUSTA™ Lavender *Heliotropium*

LANDSCAPE 🌿 🪴 🌞 🌱 30-61cm (12-24") Vigor: 3 🦋

If you think you know heliotrope, it's time to take another look. We've been incredibly impressed with this revolutionary variety that gives a classic genus a total reboot thanks to more advanced breeding. It is impressively vigorous, strongly upright, and densely branched, and was selected for its outstanding garden performance through hot, humid conditions. Use it as a prominent purple thriller or filler paired with other medium vigor varieties in containers and landscapes.

## Growing Tips for AUGUSTA™ Lavender

- Bright, warm growing conditions speed this crop along.
- Avoid wet soil and moisture on the foliage in low light and cool environments.
- 150-200ppm fertilizer
- Chlorotic foliage is often an indicator that the soil is too wet. Grow in well-drained, well-aerated soil for best rooting.
- In growing group BC (see page 129).

**Notes:** Pinch the liner 1-2 weeks after transplant; for pots larger than 6" and for hanging baskets, make a second soft pinch and trim around the edge of the container just prior to hanging. Treat with a preventative broad spectrum fungicidal drench two weeks after transplant. 5-10 ppm Sumagic® or B-Nine® at 2500ppm is effective at controlling growth. Scout regularly for aphids and whitefly which can be problematic.

## AWARD WINNERS – AUGUSTA™ Lavender

44 Awards including: Perfect Score, Oregon State University; Perfect Score, Ohio State University; Best of Breed, NC State; Perfect Score, Texas Tech University



AUGUSTA™ Lavender  
*Heliotropium* <sup>WVHPAULAV</sup> USPP34004 CanPBRAF